

**AMBERLEY VILLAGE
INCOME TAX OFFICE**
7149 RIDGE ROAD
AMBERLEY VILLAGE, OH 45237
Office: (513) 531-0130
Fax: (513) 531-8154

2021 INDIVIDUAL TAX RETURN

FILE ON OR BEFORE **APRIL 18, 2022**

(Extended Returns - Attach Federal Extension)

<input type="checkbox"/> Resident	<input type="checkbox"/> Resident - Part Year
From: ___/___/___ To: ___/___/___	
<input type="checkbox"/> Non-Resident	
If you rent, provide landlord information:	
Owner Name: _____	
Address: _____	
Filing <input type="checkbox"/> Individual	<input type="checkbox"/> Joint
Status: <input type="checkbox"/> Married filing separately	

Website: www.amberleyvillage.org
Email: taxoffice@amberleyvillage.org

AMENDED RETURN

FILING IS REQUIRED - Even if you have no income or no tax is due.

PRIMARY FILER	SOCIAL SECURITY NO.	Tax Office Use ONLY
JOINT FILER	SOCIAL SECURITY NO.	
ADDRESS		
CITY, STATE, ZIP		
E-MAIL ADDRESS	PHONE	

INCOME

1 Total Wages (Attach W-2's and 1040 pgs. 1-2)	Pg. 2, Worksheet A, column 2	1	
2 Other Taxable Income (Attach Federal Schedules)	Pg. 2, Worksheet B, Box 10	2	(Refer to Box 10 note on Page 2)
3 Wages paid to Household Employees	Pg. 2, Schedule H-Total	3	
4 Amberley Village Taxable Income (Add Boxes 1 + 2 + 3)		4	

TAX LIABILITY

5 Amberley Village Income Tax - Multiply Box 4 by 2.0% (.02)	5	
--	---	--

CREDITS and PAYMENTS

6 a. Amberley Village tax withheld	Pg. 2, Worksheet A, column 3	6a	
b. Credit for tax withheld by other municipalities - max credit 2.0%	Pg. 2, Worksheet A, column 6	6b	
c. Estimates paid to Amberley Village		6c	
d. Overpayment/Carryforward amount from prior year(s)		6d	
7 TOTAL CREDITS and PAYMENTS (Add Boxes 6a + 6b + 6c + 6d)		7	

8 TAX DUE: If Box 5 is greater than Box 7, enter balance due. Enter \$0 if balance due is \$10 or less.	8	
9 OVERPAYMENT: If Box 5 is less than Box 7, enter overpayment amount.	9	
10 a. Amount Credited to Next Year (if \$10 or less enter \$0.00)	10a	
b. Amount of REFUND (if \$10 or less enter \$0.00)	10b	

Tax, Refund or Credit of \$10 or less shall NOT be collected, refunded or credited.

11 PENALTY & INTEREST: Late File \$ _____ Late Pay \$ _____ Late Estimate \$ _____ Interest \$ _____	11	
---	----	--

DECLARATION of ESTIMATED TAX DUE for TAX YEAR 2022 Required if estimated tax liability is \$200 or more

12 Estimated Income \$ _____	Multiply Estimated Income by 2.0%	12a	
13 Less: Expected Credits			
a. Amberley Village tax withheld		13a	
b. Credit for tax withheld and paid to other municipalities, max credit 2.0% per W-2		13b	
c. Overpayment from prior year(s)		13c	
14 Total Expected Credits (Add Boxes 13a + 13b + 13c)		14	
15 Net Estimated Tax Due (Box 12a less Box 14)	If less than \$200, enter \$0.00	15	
16 Estimated Tax Due FIRST Quarter (Box 15 divided by 4)		16	

*Subsequent estimated payments are due by the 15th of June, September and the following January

17 TOTAL PAYMENT DUE with RETURN (Add Boxes 8 + 11 + 16)	Checks make payable to: AMBERLEY VILLAGE	17	
---	---	----	--

Check this box if you have requested a refund from another municipality; attach a copy of the return.

I certify I have examined this return, including accompanying schedules and statements, and to the best of my knowledge and belief it is true, correct and complete. The figures used herein are the same as used for federal income tax purposes, (with the exception that deferred income must be reported for city income tax purposes). If return is not signed, this is not a legal final return. Primary filer and joint filer must sign even if only one has income.

Primary Filer or Agent Signature Date




Joint Filer Signature Date

Preparer Signature (if other than taxpayer) Date

Preparer Address Phone Number

Yes, Amberley Village may contact and discuss return with Preparer.

Credit Card Payment Information

Account Number _____ - _____ - _____ - _____

Card Expiration ____/____

Security Code _____

Amount Authorized \$ _____

Signature _____

A convenience fee of 2.75% will be added to any amount charged

WORKSHEET A - SALARIES, WAGES, TIPS & OTHER EMPLOYEE COMPENSATION

Attach copies of all W-2's to return

NAME of EMPLOYER	Column 1	Column 2	Column 3	Column 4	Column 5	Column 6
	CITY of EMPLOYMENT <i>Box 20 of W-2</i>	TAXABLE WAGES: GREATER of Box 5 or Box 18 of W-2	AMBERLEY VILLAGE TAX WITHHELD <i>Box 19 of W-2</i>	OTHER LOCAL or MUNICIPAL TAX WITHHELD <i>Box 19 of W-2</i>	MULTIPLY COLUMN 2 BY 2.0%	LESSER of Column 4 or 5
A.						
B.						
C.						
D.						
E.						
		Total Column 2	Total Column 3			Total Column 6
		\$	\$			\$
		Page 1, Box 1	Page 1, Box 6a			Page 1, Box 6b

WORKSHEET B - OTHER AMBERLEY VILLAGE TAXABLE INCOME

Attach copies of federal forms and schedules to support reported figures

SCHEDULES / TYPE OF INCOME	Income/Loss from Federal Schedules	% Taxable to Amberley Village	Amberley Village Taxable Income
1 Schedule C - Profit or Loss from Business			
2 Schedule E - Income or Loss from Rental Real Estate. Residents enter profit/loss from all properties. Non-residents report profit/loss on Amberley properties only.			
3 Schedule E & K-1, Net Income from Partnerships - Residents enter profit/loss from entities that do not withhold Amberley Village tax on distributive share.			
4 Schedule F - Profit or Loss from Farming			
5 Form 4797 - Ordinary Gains or Losses			
6 TOTAL TAX YEAR BUSINESS/OTHER INCOME or LOSS (Add Lines 1 - 5)			
7 **Prior Year Losses Carried Forward and Used in Current Year 2016(_____) + 2017(_____) + 2018(_____) + 2019(_____) + 2020(_____)	Available Loss		Loss Applied
8 Form W-2G - Gambling and Lottery Winnings			
9 Other Income - 1099-Misc, 1099-NEC, tips, commissions, prizes/awards, jury duty, etc.			
10 TOTAL OTHER TAXABLE INCOME (Sum of Lines 6 - 9)			

** Beginning tax year 2018 and ending 2022 loss carryover is 50% per H.B. 5 phase-in limitation.

Enter Net Income in Box 10 to Pg 1, Box 2. Do not report net loss to Pg 1, Box 2 of your return. Schedule losses do not offset W-2 wages for calculating taxable income. Page 1, Box 2

SCHEDULE H - HOUSEHOLD EMPLOYEES

Attach copies of W-2's or federal Sch H

Did you pay wages to any household employee(s) during tax year 2021: Yes No

EMPLOYEE NAME	SOCIAL SECURITY NO.	WAGES
_____	_____	\$ _____
_____	_____	\$ _____
_____	_____	\$ _____
Schedule H - Total		\$ _____

Page 1, Box 3

Please Note!

Return Filing and Quarterly Payment Schedule

APRIL 18	JUNE 15	SEPTEMBER 15	JANUARY 15
File Income Tax Return with Declaration and pay 1 st Quarter Estimate	2 nd Quarter Payment Due	3 rd Quarter Payment Due	4 th Quarter Payment Due