

# Cummins Consulting Services, LLC

138 Mahin Trail, Versailles, KY 40383

859-361-2589

"simplifying Data Collection since 2004"

File Name : 1\_River\_Road\_at\_Galbraith\_Road\_10032023

Site Code : Tuesday

Start Date : 10/3/2023

Page No : 1

Cloudy  
Schools in Session  
8GZ

## Groups Printed- Cars - Buses - Trucks - Pedestrians

Start Time	Ridge Road From North					E Galbraith Road From East					Ridge Road From South					E Galbraith Road From West					Int. Total
	Left	Thru	Right	Peds	App. Total	Left	Thru	Right	Peds	App. Total	Left	Thru	Right	Peds	App. Total	Left	Thru	Right	Peds	App. Total	
07:00 AM	37	76	0	0	113	8	34	39	0	81	37	83	10	0	130	5	18	12	0	35	359
07:15 AM	36	69	4	0	109	23	38	30	0	91	39	83	11	0	133	3	17	15	0	35	368
07:30 AM	38	114	6	0	158	28	46	35	0	109	45	103	9	0	157	8	18	27	0	53	477
07:45 AM	32	111	4	0	147	22	37	49	0	108	45	142	17	0	204	5	21	25	0	51	510
Total	143	370	14	0	527	81	155	153	0	389	166	411	47	0	624	21	74	79	0	174	1714
08:00 AM	45	120	3	0	168	25	45	22	0	92	42	109	19	0	170	4	24	24	0	52	482
08:15 AM	36	123	5	0	164	22	41	44	0	107	43	95	14	0	152	1	24	23	0	48	471
08:30 AM	34	118	1	0	153	22	41	30	0	93	42	83	13	0	138	3	32	28	0	63	447
08:45 AM	40	118	4	0	162	16	36	30	0	82	36	96	16	0	148	1	25	20	0	46	438
Total	155	479	13	0	647	85	163	126	0	374	163	383	62	0	608	9	105	95	0	209	1838
09:00 AM	52	93	2	0	147	4	25	30	0	59	31	67	8	0	106	2	26	12	0	40	352
09:15 AM	33	85	4	0	122	17	33	27	0	77	28	69	19	0	116	1	21	17	0	39	354
09:30 AM	29	68	1	0	98	17	33	23	0	73	21	63	8	0	92	5	32	17	0	54	317
09:45 AM	31	65	4	0	100	14	25	40	0	79	16	67	7	0	90	2	25	11	0	38	307
Total	145	311	11	0	467	52	116	120	0	288	96	266	42	0	404	10	104	57	0	171	1330
10:00 AM	37	51	2	0	90	19	21	21	0	61	24	57	18	0	99	3	25	17	0	45	295
10:15 AM	33	52	2	0	87	10	20	39	0	69	13	72	16	0	101	2	35	13	0	50	307
10:30 AM	37	67	1	0	105	8	26	33	0	67	16	63	15	0	94	4	24	16	0	44	310
10:45 AM	35	59	5	0	99	14	32	31	0	77	9	72	16	0	97	3	37	9	0	49	322
Total	142	229	10	0	381	51	99	124	0	274	62	264	65	0	391	12	121	55	0	188	1234
11:00 AM	29	44	3	0	76	13	27	23	0	63	10	72	17	0	99	4	22	18	0	44	282
11:15 AM	22	56	0	0	78	20	34	37	0	91	20	56	15	0	91	3	28	15	0	46	306
11:30 AM	40	60	3	0	103	19	28	29	0	76	26	64	19	0	109	2	21	13	0	36	324
11:45 AM	20	69	0	0	89	27	48	27	0	102	17	59	15	0	91	4	29	14	0	47	329
Total	111	229	6	0	346	79	137	116	0	332	73	251	66	0	390	13	100	60	0	173	1241
12:00 PM	33	50	4	0	87	14	26	39	0	79	7	58	13	0	78	1	24	18	0	43	287
12:15 PM	22	64	3	0	89	26	37	45	0	108	21	81	20	0	122	0	22	14	0	36	355
12:30 PM	32	57	2	0	91	26	46	37	0	109	19	75	19	0	113	1	40	18	0	59	372
12:45 PM	29	67	1	0	97	15	26	42	0	83	19	50	16	0	85	3	36	11	0	50	315
Total	116	238	10	0	364	81	135	163	0	379	66	264	68	0	398	5	122	61	0	188	1329
01:00 PM	24	49	3	0	76	17	38	45	0	100	19	53	13	0	85	3	18	22	0	43	304
01:15 PM	44	71	4	0	119	14	42	27	0	83	25	66	11	0	102	1	32	20	0	53	357
01:30 PM	33	65	1	0	99	18	26	32	0	76	20	68	15	0	103	2	34	13	0	49	327
01:45 PM	33	57	3	0	93	20	30	36	1	87	20	77	13	0	110	1	29	20	0	50	340
Total	134	242	11	0	387	69	136	140	1	346	84	264	52	0	400	7	113	75	0	195	1328
02:00 PM	36	64	1	0	101	10	32	37	0	79	20	74	25	0	119	3	35	23	0	61	360
02:15 PM	35	57	5	0	97	24	46	40	0	110	14	87	16	0	117	3	23	24	0	50	374
02:30 PM	39	75	5	0	119	21	33	31	0	85	33	81	17	0	131	1	29	19	0	49	384
02:45 PM	56	93	4	0	153	15	35	34	0	84	25	80	15	0	120	1	35	30	0	66	423
Total	166	289	15	0	470	70	146	142	0	358	92	322	73	0	487	8	122	96	0	226	1541
03:00 PM	45	104	9	0	158	23	46	42	0	111	24	110	22	0	156	1	35	19	0	55	480
03:15 PM	46	89	2	0	137	28	41	43	0	112	28	118	27	0	173	1	34	29	0	64	486
03:30 PM	41	111	2	0	154	31	36	60	0	127	22	115	22	0	159	2	36	28	0	66	506
03:45 PM	39	116	2	0	157	18	41	57	0	116	23	129	13	0	165	3	41	26	0	70	508
Total	171	420	15	0	606	100	164	202	0	466	97	472	84	0	653	7	146	102	0	255	1980



# Cummins Consulting Services, LLC

138 Mahin Trail, Versailles, KY 40383

859-361-2589

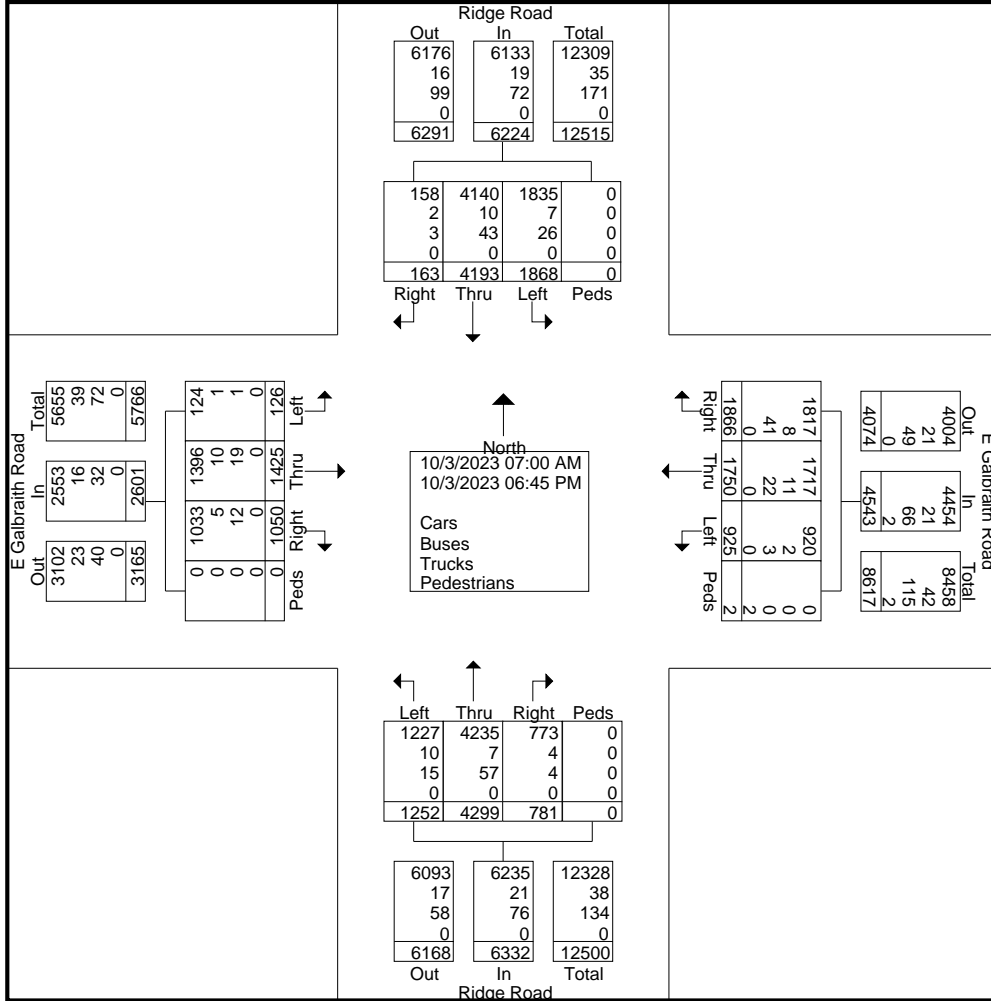
"simplifying Data Collection since 2004"

File Name : 1\_River\_Road\_at\_Galbraith\_Road\_10032023

Site Code : Tuesday

Start Date : 10/3/2023

Page No : 3



# Cummins Consulting Services, LLC

138 Mahin Trail, Versailles, KY 40383

859-361-2589

"simplifying Data Collection since 2004"

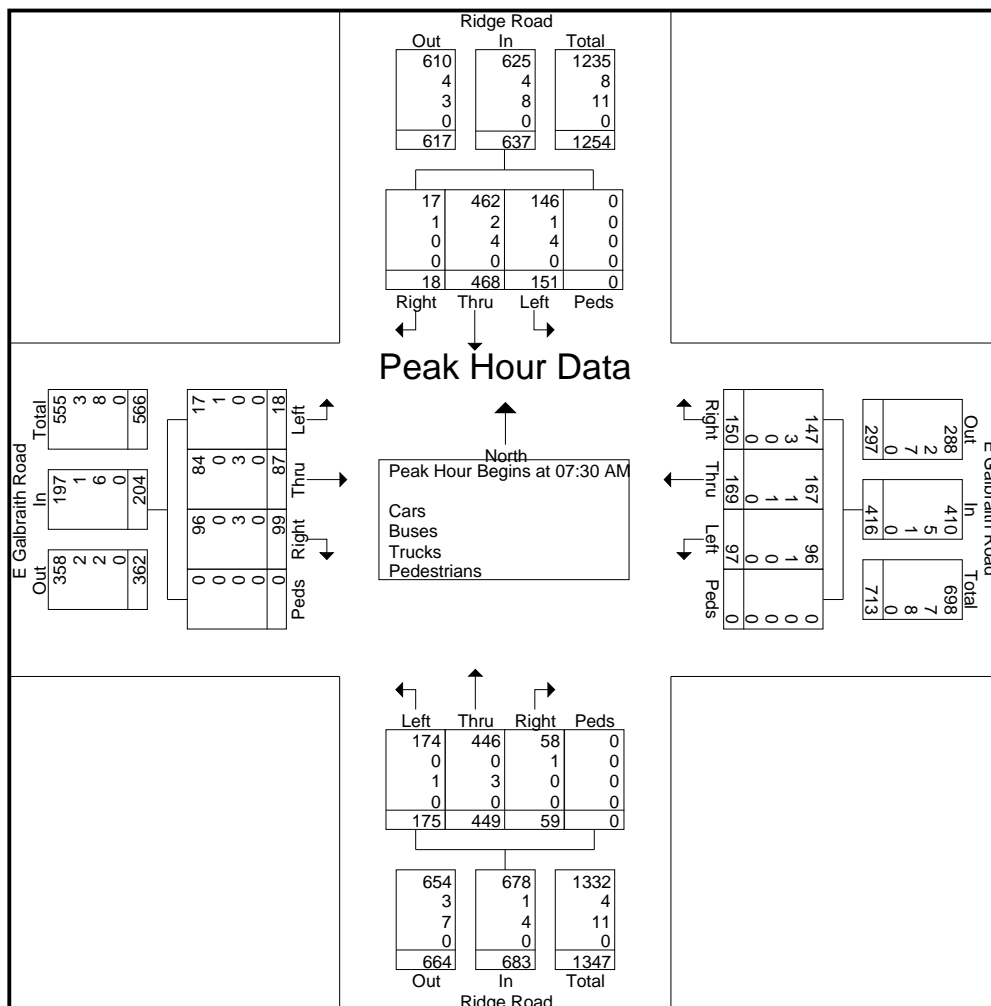
File Name : 1\_River\_Road\_at\_Galbraith\_Road\_10032023

Site Code : Tuesday

Start Date : 10/3/2023

Page No : 4

Start Time	Ridge Road From North					E Galbraith Road From East					Ridge Road From South					E Galbraith Road From West					Int. Total
	Left	Thru	Right	Peds	App. Total	Left	Thru	Right	Peds	App. Total	Left	Thru	Right	Peds	App. Total	Left	Thru	Right	Peds	App. Total	
Peak Hour Analysis From 07:00 AM to 10:45 AM - Peak 1 of 1																					
Peak Hour for Entire Intersection Begins at 07:30 AM																					
07:30 AM	38	114	6	0	158	28	46	35	0	109	45	103	9	0	157	8	18	27	0	53	477
07:45 AM	32	111	4	0	147	22	37	49	0	108	45	142	17	0	204	5	21	25	0	51	510
08:00 AM	45	120	3	0	168	25	45	22	0	92	42	109	19	0	170	4	24	24	0	52	482
08:15 AM	36	123	5	0	164	22	41	44	0	107	43	95	14	0	152	1	24	23	0	48	471
Total Volume	151	468	18	0	637	97	169	150	0	416	175	449	59	0	683	18	87	99	0	204	1940
% App. Total	23.7	73.5	2.8	0		23.3	40.6	36.1	0		25.6	65.7	8.6	0		8.8	42.6	48.5	0		
PHF	.839	.951	.750	.000	.948	.866	.918	.765	.000	.954	.972	.790	.776	.000	.837	.563	.906	.917	.000	.962	.951
Cars	146	462	17	0	625	96	167	147	0	410	174	446	58	0	678	17	84	96	0	197	1910
% Cars	96.7	98.7	94.4	0	98.1	99.0	98.8	98.0	0	98.6	99.4	99.3	98.3	0	99.3	94.4	96.6	97.0	0	96.6	98.5
Buses	1	2	1	0	4	1	1	3	0	5	0	0	1	0	1	1	0	0	0	0	11
% Buses	0.7	0.4	5.6	0	0.6	1.0	0.6	2.0	0	1.2	0	0	1.7	0	0.1	5.6	0	0	0	0.5	0.6
Trucks	4	4	0	0	8	0	1	0	0	1	1	3	0	0	4	0	3	3	0	6	19
% Trucks	2.6	0.9	0	0	1.3	0	0.6	0	0	0.2	0.6	0.7	0	0	0.6	0	3.4	3.0	0	2.9	1.0
Pedestrians	0	0	0	0	0	0	0	0	0	0	0	0	0	0	0	0	0	0	0	0	0
% Pedestrians	0	0	0	0	0	0	0	0	0	0	0	0	0	0	0	0	0	0	0	0	0



# Cummins Consulting Services, LLC

138 Mahin Trail, Versailles, KY 40383

859-361-2589

"simplifying Data Collection since 2004"

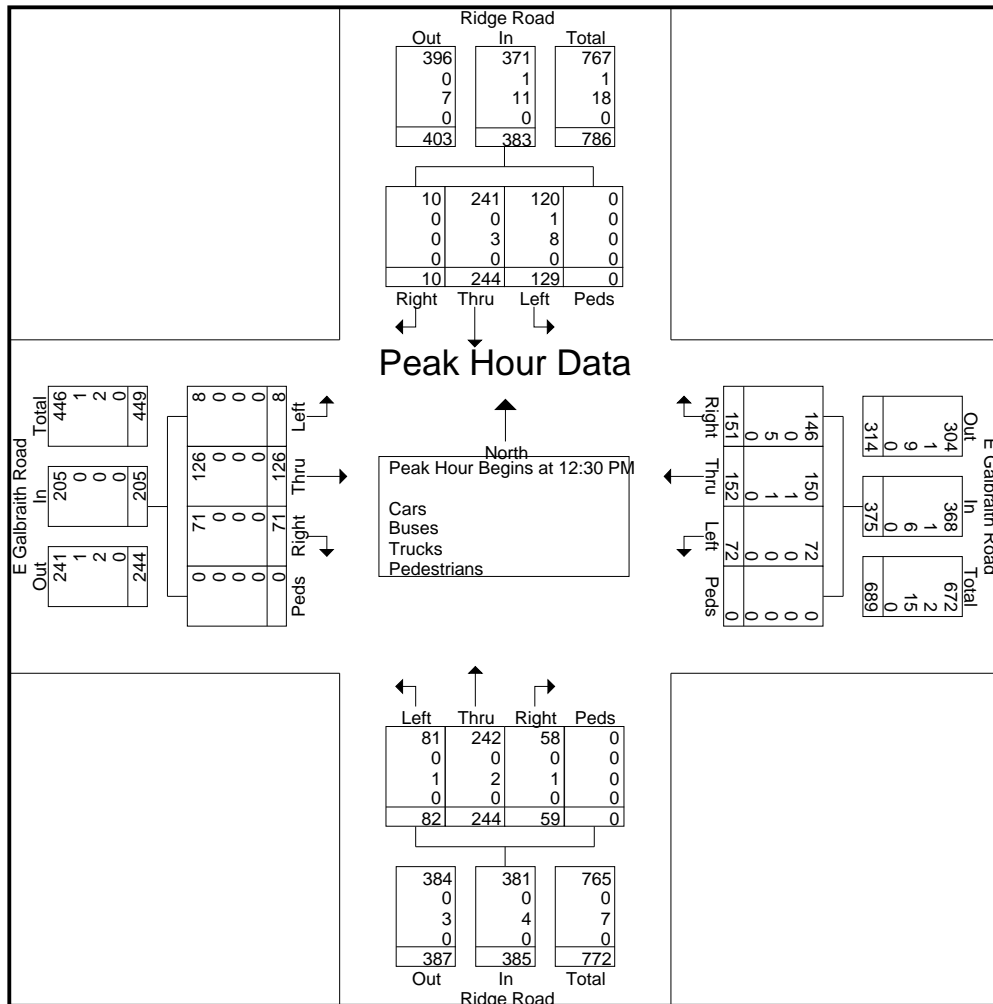
File Name : 1\_River\_Road\_at\_Galbraith\_Road\_10032023

Site Code : Tuesday

Start Date : 10/3/2023

Page No : 5

Start Time	Ridge Road From North					E Galbraith Road From East					Ridge Road From South					E Galbraith Road From West					Int. Total
	Left	Thru	Right	Peds	App. Total	Left	Thru	Right	Peds	App. Total	Left	Thru	Right	Peds	App. Total	Left	Thru	Right	Peds	App. Total	
Peak Hour Analysis From 11:00 AM to 01:45 PM - Peak 1 of 1																					
Peak Hour for Entire Intersection Begins at 12:30 PM																					
12:30 PM	32	57	2	0	91	26	46	37	0	109	19	75	19	0	113	1	40	18	0	59	372
12:45 PM	29	67	1	0	97	15	26	42	0	83	19	50	16	0	85	3	36	11	0	50	315
01:00 PM	24	49	3	0	76	17	38	45	0	100	19	53	13	0	85	3	18	22	0	43	304
01:15 PM	44	71	4	0	119	14	42	27	0	83	25	66	11	0	102	1	32	20	0	53	357
Total Volume	129	244	10	0	383	72	152	151	0	375	82	244	59	0	385	8	126	71	0	205	1348
% App. Total	33.7	63.7	2.6	0		19.2	40.5	40.3	0		21.3	63.4	15.3	0		3.9	61.5	34.6	0		
PHF	.733	.859	.625	.000	.805	.692	.826	.839	.000	.860	.820	.813	.776	.000	.852	.667	.788	.807	.000	.869	.906
Cars	120	241	10	0	371	72	150	146	0	368	81	242	58	0	381	8	126	71	0	205	1325
% Cars	93.0	98.8	100	0	96.9	100	98.7	96.7	0	98.1	98.8	99.2	98.3	0	99.0	100	100	100	0	100	98.3
Buses	1	0	0	0	1	0	1	0	0	1	0	0	0	0	0	0	0	0	0	0	2
% Buses	0.8	0	0	0	0.3	0	0.7	0	0	0.3	0	0	0	0	0	0	0	0	0	0	0.1
Trucks	8	3	0	0	11	0	1	5	0	6	1	2	1	0	4	0	0	0	0	0	21
% Trucks	6.2	1.2	0	0	2.9	0	0.7	3.3	0	1.6	1.2	0.8	1.7	0	1.0	0	0	0	0	0	1.6
Pedestrians	0	0	0	0	0	0	0	0	0	0	0	0	0	0	0	0	0	0	0	0	0
% Pedestrians	0	0	0	0	0	0	0	0	0	0	0	0	0	0	0	0	0	0	0	0	0



# Cummins Consulting Services, LLC

138 Mahin Trail, Versailles, KY 40383

859-361-2589

"simplifying Data Collection since 2004"

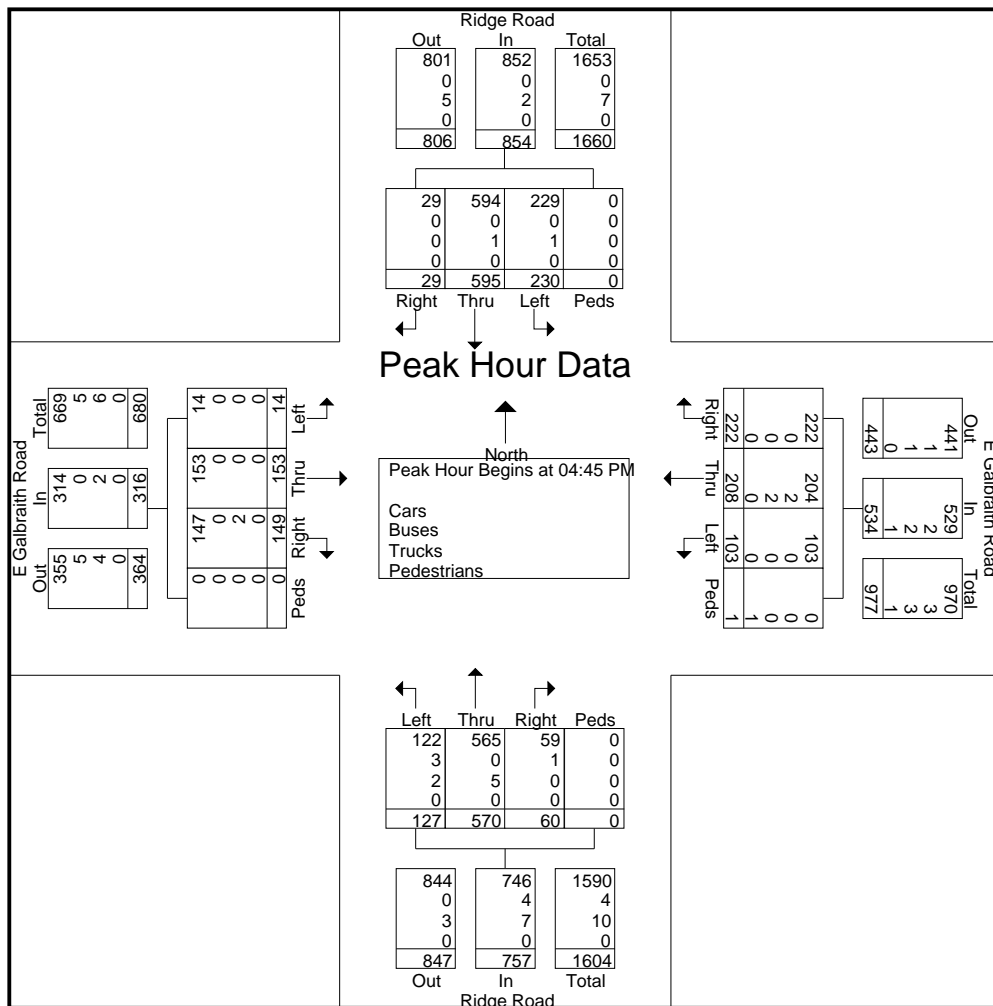
File Name : 1\_River\_Road\_at\_Galbraith\_Road\_10032023

Site Code : Tuesday

Start Date : 10/3/2023

Page No : 6

Start Time	Ridge Road From North					E Galbraith Road From East					Ridge Road From South					E Galbraith Road From West					Int. Total
	Left	Thru	Right	Peds	App. Total	Left	Thru	Right	Peds	App. Total	Left	Thru	Right	Peds	App. Total	Left	Thru	Right	Peds	App. Total	
Peak Hour Analysis From 02:00 PM to 06:45 PM - Peak 1 of 1																					
Peak Hour for Entire Intersection Begins at 04:45 PM																					
04:45 PM	57	154	5	0	216	26	37	43	1	107	32	133	17	0	182	1	43	47	0	91	596
05:00 PM	57	150	7	0	214	29	63	43	0	135	44	150	16	0	210	2	38	26	0	66	625
05:15 PM	57	158	9	0	224	23	57	65	0	145	34	146	14	0	194	7	38	32	0	77	640
05:30 PM	59	133	8	0	200	25	51	71	0	147	17	141	13	0	171	4	34	44	0	82	600
Total Volume	230	595	29	0	854	103	208	222	1	534	127	570	60	0	757	14	153	149	0	316	2461
% App. Total	26.9	69.7	3.4	0		19.3	39	41.6	0.2		16.8	75.3	7.9	0		4.4	48.4	47.2	0		
PHF	.975	.941	.806	.000	.953	.888	.825	.782	.250	.908	.722	.950	.882	.000	.901	.500	.890	.793	.000	.868	.961
Cars	229	594	29	0	852	103	204	222	0	529	122	565	59	0	746	14	153	147	0	314	2441
% Cars	99.6	99.8	100	0	99.8	100	98.1	100	0	99.1	96.1	99.1	98.3	0	98.5	100	100	98.7	0	99.4	99.2
Buses	0	0	0	0	0	0	2	0	0	2	3	0	1	0	4	0	0	0	0	0	6
% Buses	0	0	0	0	0	0	1.0	0	0	0.4	2.4	0	1.7	0	0.5	0	0	0	0	0	0.2
Trucks	1	1	0	0	2	0	2	0	0	2	2	5	0	0	7	0	0	2	0	2	13
% Trucks	0.4	0.2	0	0	0.2	0	1.0	0	0	0.4	1.6	0.9	0	0	0.9	0	0	1.3	0	0.6	0.5
Pedestrians	0	0	0	0	0	0	0	0	100	0.2	0	0	0	0	0	0	0	0	0	0	0.0
% Pedestrians	0	0	0	0	0	0	0	0	100	0.2	0	0	0	0	0	0	0	0	0	0	0.0



# Cummins Consulting Services, LLC

138 Mahin Trail, Versailles, KY 40383

859-361-2589

"simplifying Data Collection since 2004"

File Name : 1\_River\_Road\_at\_Galbraith\_Road\_10042023

Site Code : Wed

Start Date : 10/4/2023

Page No : 1

Cloudy  
Schools in Session  
8GZ

## Groups Printed- Cars - Buses - Trucks - Pedestrians

Start Time	Ridge Road From North					E Galbraith Road From East					Ridge Road From South					E Galbraith Road From West					Int. Total
	Left	Thru	Right	Peds	App. Total	Left	Thru	Right	Peds	App. Total	Left	Thru	Right	Peds	App. Total	Left	Thru	Right	Peds	App. Total	
07:00 AM	43	65	1	0	109	12	32	27	0	71	24	77	7	0	108	4	23	15	0	42	330
07:15 AM	36	97	2	0	135	24	39	33	0	96	46	74	10	0	130	7	21	17	0	45	406
07:30 AM	34	99	0	0	133	23	52	40	0	115	44	91	16	0	151	2	24	15	0	41	440
07:45 AM	37	119	3	0	159	16	41	49	0	106	39	131	15	0	185	6	23	26	0	55	505
Total	150	380	6	0	536	75	164	149	0	388	153	373	48	0	574	19	91	73	0	183	1681
08:00 AM	33	137	3	0	173	22	51	31	0	104	52	107	20	0	179	3	21	27	0	51	507
08:15 AM	30	131	2	0	163	23	48	32	0	103	49	80	15	0	144	2	23	15	0	40	450
08:30 AM	42	141	2	0	185	18	31	28	0	77	44	90	10	0	144	2	21	23	0	46	452
08:45 AM	28	125	3	0	156	13	27	18	0	58	37	95	11	1	144	5	19	13	0	37	395
Total	133	534	10	0	677	76	157	109	0	342	182	372	56	1	611	12	84	78	0	174	1804
09:00 AM	37	79	5	0	121	14	21	31	0	66	22	69	10	0	101	1	27	18	0	46	334
09:15 AM	39	77	1	0	117	15	23	31	0	69	15	73	11	0	99	2	17	17	0	36	321
09:30 AM	43	52	0	0	95	14	30	40	0	84	22	56	13	0	91	1	25	16	0	42	312
09:45 AM	33	80	0	0	113	12	29	22	0	63	13	62	14	1	90	2	21	16	0	39	305
Total	152	288	6	0	446	55	103	124	0	282	72	260	48	1	381	6	90	67	0	163	1272
10:00 AM	38	51	1	0	90	17	24	27	0	68	14	51	20	0	85	2	23	15	0	40	283
10:15 AM	27	58	2	0	87	11	15	28	0	54	14	68	20	0	102	0	32	15	0	47	290
10:30 AM	21	49	1	0	71	14	28	31	0	73	20	60	12	0	92	2	37	18	0	57	293
10:45 AM	34	55	6	0	95	8	35	27	0	70	13	75	18	0	106	3	35	22	0	60	331
Total	120	213	10	0	343	50	102	113	0	265	61	254	70	0	385	7	127	70	0	204	1197
11:00 AM	20	79	4	0	103	12	31	35	0	78	16	67	16	0	99	1	22	19	0	42	322
11:15 AM	20	66	3	0	89	15	36	33	0	84	10	57	8	0	75	3	19	22	0	44	292
11:30 AM	27	78	3	0	108	16	24	28	0	68	23	74	24	0	121	6	19	10	0	35	332
11:45 AM	33	74	3	0	110	20	32	43	0	95	12	65	18	0	95	1	35	16	0	52	352
Total	100	297	13	0	410	63	123	139	0	325	61	263	66	0	390	11	95	67	0	173	1298
12:00 PM	42	66	2	0	110	16	19	29	0	64	24	61	10	0	95	3	23	23	0	49	318
12:15 PM	33	77	1	0	111	16	38	40	0	94	34	78	16	0	128	1	19	17	0	37	370
12:30 PM	28	56	1	0	85	12	35	25	0	72	14	62	16	0	92	0	25	21	0	46	295
12:45 PM	24	65	2	0	91	17	40	35	0	92	20	60	17	0	97	2	24	22	0	48	328
Total	127	264	6	0	397	61	132	129	0	322	92	261	59	0	412	6	91	83	0	180	1311
01:00 PM	24	53	4	0	81	17	20	31	0	68	19	87	15	0	121	1	23	16	0	40	310
01:15 PM	30	75	2	0	107	22	26	34	0	82	15	64	14	0	93	2	32	12	0	46	328
01:30 PM	51	55	1	0	107	18	34	40	0	92	14	62	17	0	93	1	31	22	0	54	346
01:45 PM	30	57	1	0	88	17	30	37	0	84	23	86	10	0	119	3	36	25	1	65	356
Total	135	240	8	0	383	74	110	142	0	326	71	299	56	0	426	7	122	75	1	205	1340
02:00 PM	32	70	1	0	103	14	33	43	0	90	25	64	16	0	105	2	26	17	0	45	343
02:15 PM	39	60	4	0	103	29	29	52	0	110	19	106	16	0	141	4	30	24	1	59	413
02:30 PM	30	69	3	0	102	24	43	55	0	122	29	92	13	0	134	2	31	25	0	58	416
02:45 PM	53	76	3	0	132	20	25	23	0	68	18	86	17	0	121	1	15	15	0	31	352
Total	154	275	11	0	440	87	130	173	0	390	91	348	62	0	501	9	102	81	1	193	1524
03:00 PM	49	72	5	0	126	27	31	39	0	97	23	92	21	0	136	3	45	37	0	85	444
03:15 PM	50	110	3	0	163	21	48	56	0	125	37	129	21	0	187	2	27	27	0	56	531
03:30 PM	42	118	3	0	163	28	44	61	0	133	26	125	20	0	171	3	29	24	0	56	523
03:45 PM	56	102	4	0	162	16	52	38	0	106	26	121	22	0	169	2	47	31	0	80	517
Total	197	402	15	0	614	92	175	194	0	461	112	467	84	0	663	10	148	119	0	277	2015

# Cummins Consulting Services, LLC

138 Mahin Trail, Versailles, KY 40383

859-361-2589

"simplifying Data Collection since 2004"

File Name : 1\_River\_Road\_at\_Galbraith\_Road\_10042023

Site Code : Wed

Start Date : 10/4/2023

Page No : 2

Groups Printed- Cars - Buses - Trucks - Pedestrians

Start Time	Ridge Road From North					E Galbraith Road From East					Ridge Road From South					E Galbraith Road From West					Int. Total
	Left	Thru	Right	Peds	App. Total	Left	Thru	Right	Peds	App. Total	Left	Thru	Right	Peds	App. Total	Left	Thru	Right	Peds	App. Total	
04:00 PM	42	130	6	0	178	28	36	56	0	120	34	140	20	0	194	4	36	31	0	71	563
04:15 PM	63	126	6	0	195	27	36	52	0	115	32	126	20	0	178	3	32	41	0	76	564
04:30 PM	53	128	4	0	185	22	31	43	0	96	31	140	20	0	191	4	35	27	0	66	538
04:45 PM	51	152	3	0	206	20	45	40	0	105	25	149	19	0	193	4	26	38	0	68	572
Total	209	536	19	0	764	97	148	191	0	436	122	555	79	0	756	15	129	137	0	281	2237
05:00 PM	47	154	7	0	208	24	43	45	0	112	42	127	18	0	187	1	41	37	0	79	586
05:15 PM	56	161	9	0	226	30	45	62	0	137	31	139	25	0	195	1	27	32	0	60	618
05:30 PM	56	158	2	0	216	26	42	55	0	123	29	127	23	0	179	1	26	29	0	56	574
05:45 PM	62	182	4	0	248	21	36	51	0	108	24	92	28	0	144	1	34	26	0	61	561
Total	221	655	22	0	898	101	166	213	0	480	126	485	94	0	705	4	128	124	0	256	2339
06:00 PM	42	128	2	0	172	24	41	46	0	111	20	137	16	0	173	2	24	17	0	43	499
06:15 PM	36	118	5	0	159	22	31	28	0	81	24	91	19	0	134	2	29	16	0	47	421
06:30 PM	41	110	4	0	155	16	27	35	0	78	24	88	15	0	127	3	36	9	0	48	408
06:45 PM	28	90	0	1	119	20	34	41	0	95	23	79	14	0	116	0	23	17	0	40	370
Total	147	446	11	1	605	82	133	150	0	365	91	395	64	0	550	7	112	59	0	178	1698
Grand Total	1845	4530	137	1	6513	913	1643	1826	0	4382	1234	4332	786	2	6354	113	1319	1033	2	2467	19716
Apprch %	28.3	69.6	2.1	0		20.8	37.5	41.7	0		19.4	68.2	12.4	0		4.6	53.5	41.9	0.1		
Total %	9.4	23	0.7	0	33	4.6	8.3	9.3	0	22.2	6.3	22	4	0	32.2	0.6	6.7	5.2	0	12.5	
Cars	1815	4466	133	0	6414	906	1622	1786	0	4314	1205	4274	773	0	6252	107	1289	1012	0	2408	19388
% Cars	98.4	98.6	97.1	0	98.5	99.2	98.7	97.8	0	98.4	97.6	98.7	98.3	0	98.4	94.7	97.7	98	0	97.6	98.3
Buses	11	6	2	0	19	2	6	8	0	16	14	5	1	0	20	2	8	6	0	16	71
% Buses	0.6	0.1	1.5	0	0.3	0.2	0.4	0.4	0	0.4	1.1	0.1	0.1	0	0.3	1.8	0.6	0.6	0	0.6	0.4
Trucks	19	58	2	0	79	5	15	32	0	52	15	53	12	0	80	4	22	15	0	41	252
% Trucks	1	1.3	1.5	0	1.2	0.5	0.9	1.8	0	1.2	1.2	1.2	1.5	0	1.3	3.5	1.7	1.5	0	1.7	1.3
Pedestrians	0	0	0	1	1	0	0	0	0	0	0	0	0	2	2	0	0	0	2	2	5
% Pedestrians	0	0	0	100	0	0	0	0	0	0	0	0	0	100	0	0	0	0	100	0.1	0

# Cummins Consulting Services, LLC

138 Mahin Trail, Versailles, KY 40383

859-361-2589

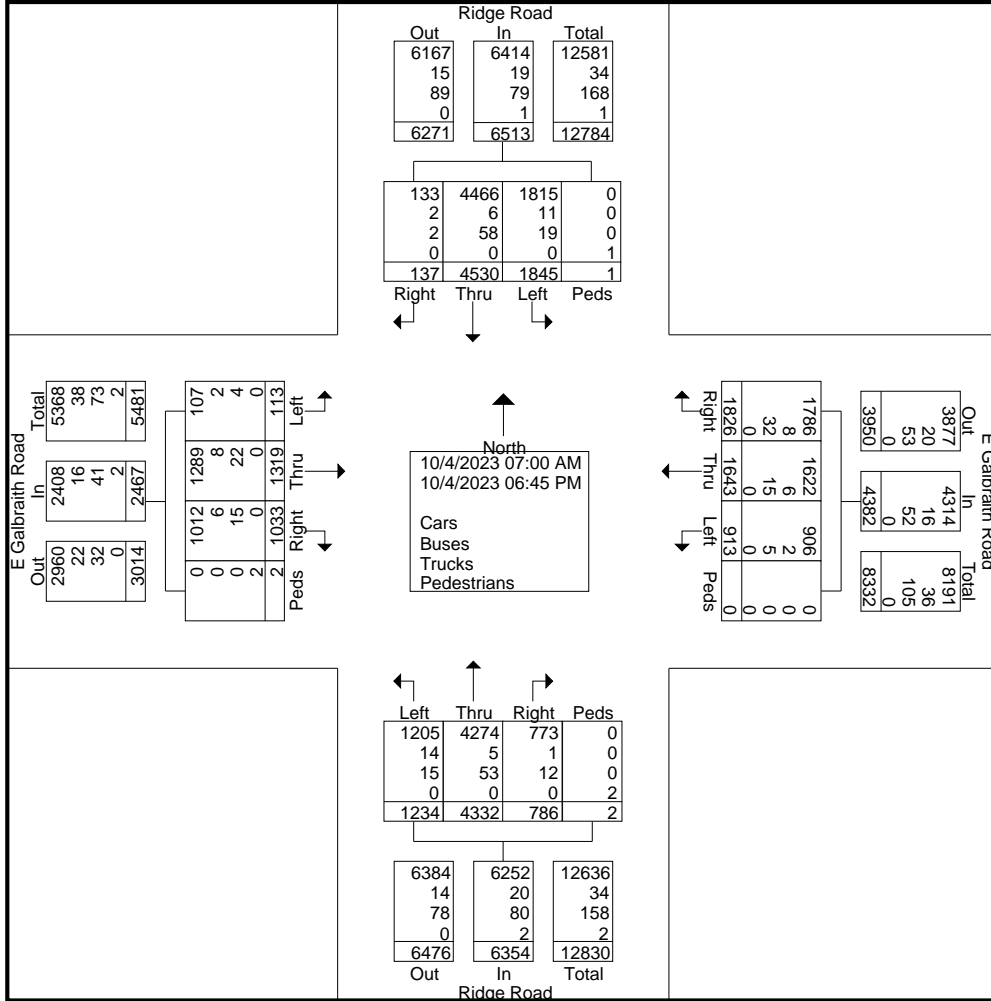
"simplifying Data Collection since 2004"

File Name : 1\_River\_Road\_at\_Galbraith\_Road\_10042023

Site Code : Wed

Start Date : 10/4/2023

Page No : 3



# Cummins Consulting Services, LLC

138 Mahin Trail, Versailles, KY 40383

859-361-2589

"simplifying Data Collection since 2004"

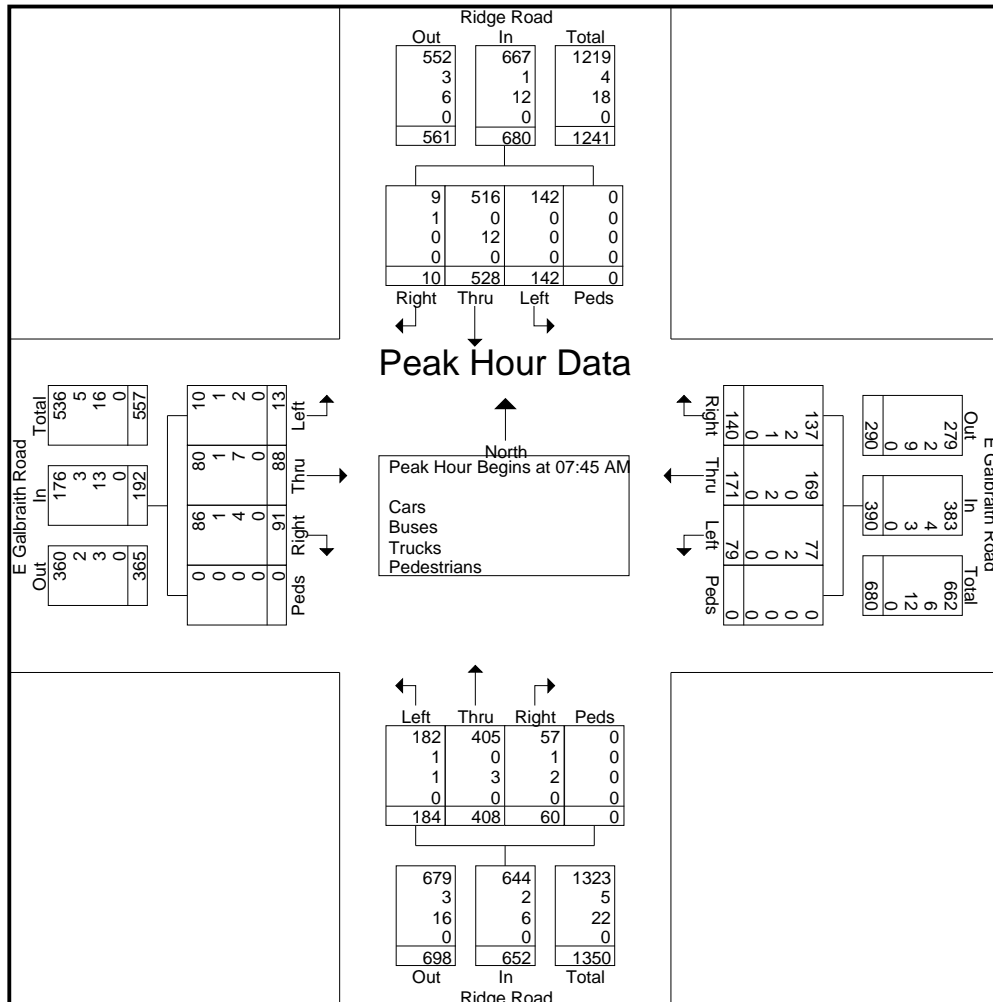
File Name : 1\_River\_Road\_at\_Galbraith\_Road\_10042023

Site Code : Wed

Start Date : 10/4/2023

Page No : 4

Start Time	Ridge Road From North					E Galbraith Road From East					Ridge Road From South					E Galbraith Road From West					Int. Total
	Left	Thru	Right	Peds	App. Total	Left	Thru	Right	Peds	App. Total	Left	Thru	Right	Peds	App. Total	Left	Thru	Right	Peds	App. Total	
Peak Hour Analysis From 07:00 AM to 10:45 AM - Peak 1 of 1																					
Peak Hour for Entire Intersection Begins at 07:45 AM																					
07:45 AM	37	119	3	0	159	16	41	49	0	106	39	131	15	0	185	6	23	26	0	55	505
08:00 AM	33	137	3	0	173	22	51	31	0	104	52	107	20	0	179	3	21	27	0	51	507
08:15 AM	30	131	2	0	163	23	48	32	0	103	49	80	15	0	144	2	23	15	0	40	450
08:30 AM	42	141	2	0	185	18	31	28	0	77	44	90	10	0	144	2	21	23	0	46	452
Total Volume	142	528	10	0	680	79	171	140	0	390	184	408	60	0	652	13	88	91	0	192	1914
% App. Total	20.9	77.6	1.5	0		20.3	43.8	35.9	0		28.2	62.6	9.2	0		6.8	45.8	47.4	0		
PHF	.845	.936	.833	.000	.919	.859	.838	.714	.000	.920	.885	.779	.750	.000	.881	.542	.957	.843	.000	.873	.944
Cars	142	516	9	0	667	77	169	137	0	383	182	405	57	0	644	10	80	86	0	176	1870
% Cars	100	97.7	90.0	0	98.1	97.5	98.8	97.9	0	98.2	98.9	99.3	95.0	0	98.8	76.9	90.9	94.5	0	91.7	97.7
Buses	0	0	1	0	1	2	0	2	0	4	1	0	1	0	2	1	1	1	0	3	10
% Buses	0	0	10.0	0	0.1	2.5	0	1.4	0	1.0	0.5	0	1.7	0	0.3	7.7	1.1	1.1	0	1.6	0.5
Trucks	0	12	0	0	12	0	2	1	0	3	1	3	2	0	6	2	7	4	0	13	34
% Trucks	0	2.3	0	0	1.8	0	1.2	0.7	0	0.8	0.5	0.7	3.3	0	0.9	15.4	8.0	4.4	0	6.8	1.8
Pedestrians	0	0	0	0	0	0	0	0	0	0	0	0	0	0	0	0	0	0	0	0	0
% Pedestrians	0	0	0	0	0	0	0	0	0	0	0	0	0	0	0	0	0	0	0	0	0



# Cummins Consulting Services, LLC

138 Mahin Trail, Versailles, KY 40383

859-361-2589

"simplifying Data Collection since 2004"

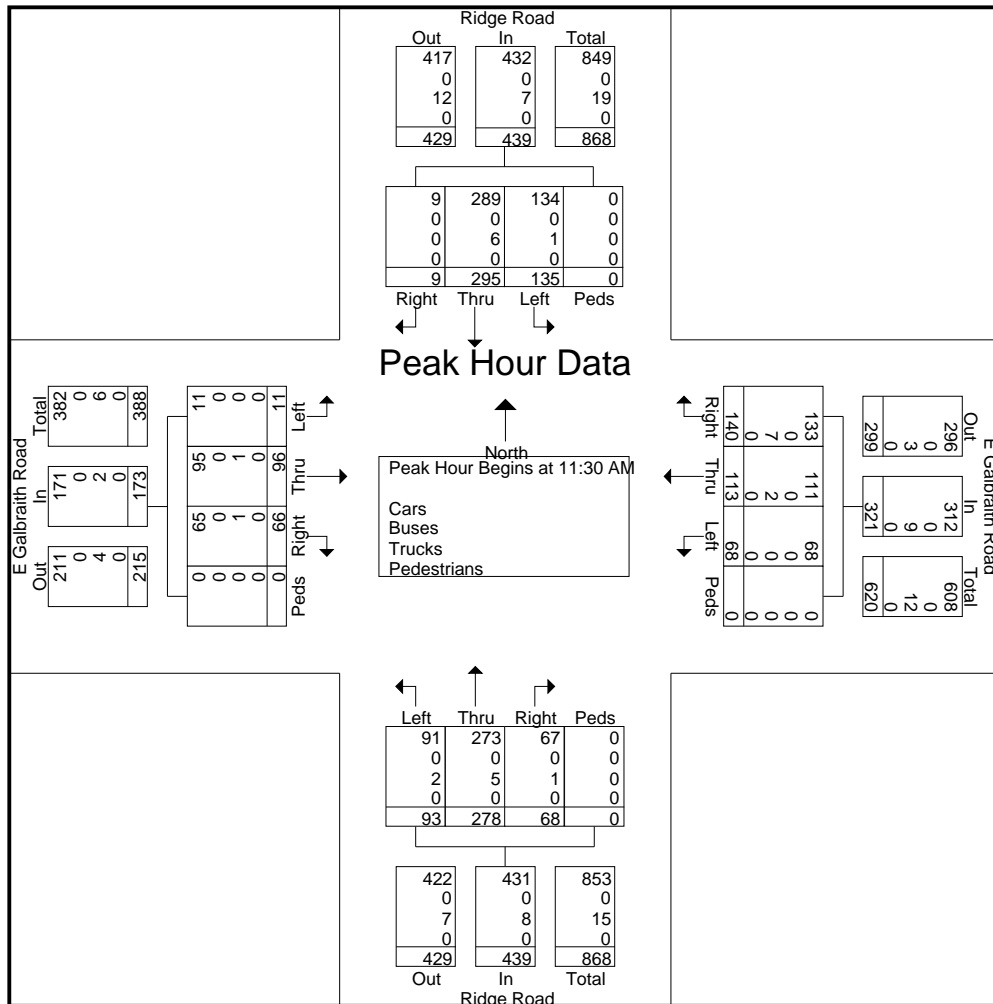
File Name : 1\_River\_Road\_at\_Galbraith\_Road\_10042023

Site Code : Wed

Start Date : 10/4/2023

Page No : 5

Start Time	Ridge Road From North					E Galbraith Road From East					Ridge Road From South					E Galbraith Road From West					Int. Total
	Left	Thru	Right	Peds	App. Total	Left	Thru	Right	Peds	App. Total	Left	Thru	Right	Peds	App. Total	Left	Thru	Right	Peds	App. Total	
Peak Hour Analysis From 11:00 AM to 01:45 PM - Peak 1 of 1																					
Peak Hour for Entire Intersection Begins at 11:30 AM																					
11:30 AM	27	<b>78</b>	<b>3</b>	0	108	16	24	28	0	68	23	74	<b>24</b>	0	121	<b>6</b>	19	10	0	35	332
11:45 AM	33	74	3	0	110	<b>20</b>	32	<b>43</b>	0	<b>95</b>	12	65	18	0	95	1	<b>35</b>	16	0	<b>52</b>	352
12:00 PM	<b>42</b>	66	2	0	110	16	19	29	0	64	24	61	10	0	95	3	23	<b>23</b>	0	49	318
12:15 PM	33	77	1	0	<b>111</b>	16	<b>38</b>	40	0	94	<b>34</b>	<b>78</b>	16	0	<b>128</b>	1	19	17	0	37	<b>370</b>
Total Volume	135	295	9	0	439	68	113	140	0	321	93	278	68	0	439	11	96	66	0	173	1372
% App. Total	30.8	67.2	2.1	0		21.2	35.2	43.6	0		21.2	63.3	15.5	0		6.4	55.5	38.2	0		
PHF	.804	.946	.750	.000	.989	.850	.743	.814	.000	.845	.684	.891	.708	.000	.857	.458	.686	.717	.000	.832	.927
Cars	134	289	9	0	432	68	111	133	0	312	91	273	67	0	431	11	95	65	0	171	1346
% Cars	99.3	98.0	100	0	98.4	100	98.2	95.0	0	97.2	97.8	98.2	98.5	0	98.2	100	99.0	98.5	0	98.8	98.1
Buses	0	0	0	0	0	0	0	0	0	0	0	0	0	0	0	0	0	0	0	0	0
% Buses	0	0	0	0	0	0	0	0	0	0	0	0	0	0	0	0	0	0	0	0	0
Trucks	1	6	0	0	7	0	2	7	0	9	2	5	1	0	8	0	1	1	0	2	26
% Trucks	0.7	2.0	0	0	1.6	0	1.8	5.0	0	2.8	2.2	1.8	1.5	0	1.8	0	1.0	1.5	0	1.2	1.9
Pedestrians	0	0	0	0	0	0	0	0	0	0	0	0	0	0	0	0	0	0	0	0	0
% Pedestrians	0	0	0	0	0	0	0	0	0	0	0	0	0	0	0	0	0	0	0	0	0



# Cummins Consulting Services, LLC

138 Mahin Trail, Versailles, KY 40383

859-361-2589

"simplifying Data Collection since 2004"

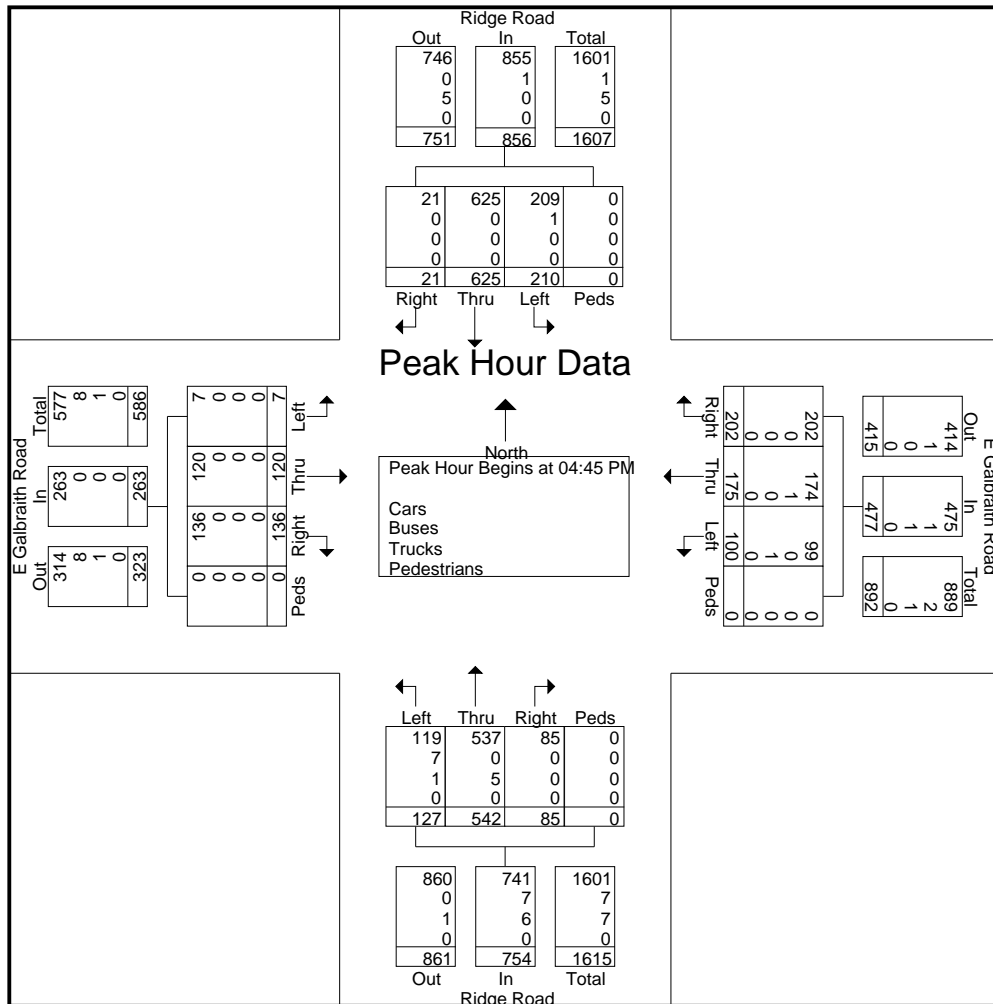
File Name : 1\_River\_Road\_at\_Galbraith\_Road\_10042023

Site Code : Wed

Start Date : 10/4/2023

Page No : 6

Start Time	Ridge Road From North					E Galbraith Road From East					Ridge Road From South					E Galbraith Road From West					Int. Total
	Left	Thru	Right	Peds	App. Total	Left	Thru	Right	Peds	App. Total	Left	Thru	Right	Peds	App. Total	Left	Thru	Right	Peds	App. Total	
Peak Hour Analysis From 02:00 PM to 06:45 PM - Peak 1 of 1																					
Peak Hour for Entire Intersection Begins at 04:45 PM																					
04:45 PM	51	152	3	0	206	20	45	40	0	105	25	149	19	0	193	4	26	38	0	68	572
05:00 PM	47	154	7	0	208	24	43	45	0	112	42	127	18	0	187	1	41	37	0	79	586
05:15 PM	56	161	9	0	226	30	45	62	0	137	31	139	25	0	195	1	27	32	0	60	618
05:30 PM	56	158	2	0	216	26	42	55	0	123	29	127	23	0	179	1	26	29	0	56	574
Total Volume	210	625	21	0	856	100	175	202	0	477	127	542	85	0	754	7	120	136	0	263	2350
% App. Total	24.5	73	2.5	0		21	36.7	42.3	0		16.8	71.9	11.3	0		2.7	45.6	51.7	0		
PHF	.938	.970	.583	.000	.947	.833	.972	.815	.000	.870	.756	.909	.850	.000	.967	.438	.732	.895	.000	.832	.951
Cars	209	625	21	0	855	99	174	202	0	475	119	537	85	0	741	7	120	136	0	263	2334
% Cars	99.5	100	100	0	99.9	99.0	99.4	100	0	99.6	93.7	99.1	100	0	98.3	100	100	100	0	100	99.3
Buses	1	0	0	0	1	0	1	0	0	1	7	0	0	0	7	0	0	0	0	0	9
% Buses	0.5	0	0	0	0.1	0	0.6	0	0	0.2	5.5	0	0	0	0.9	0	0	0	0	0	0.4
Trucks	0	0	0	0	0	1	0	0	0	1	1	5	0	0	6	0	0	0	0	0	7
% Trucks	0	0	0	0	0	1.0	0	0	0	0.2	0.8	0.9	0	0	0.8	0	0	0	0	0	0.3
Pedestrians	0	0	0	0	0	0	0	0	0	0	0	0	0	0	0	0	0	0	0	0	0
% Pedestrians	0	0	0	0	0	0	0	0	0	0	0	0	0	0	0	0	0	0	0	0	0



# Cummins Consulting Services, LLC

138 Mahin Trail, Versailles, KY 40383

859-361-2589

"simplifying Data Collection since 2004"

File Name : 1\_River\_Road\_at\_Galbraith\_Road\_10052023

Site Code : Thursday

Start Date : 10/5/2023

Page No : 1

Cloudy  
Schools in Session  
8GZ

## Groups Printed- Cars - Buses - Trucks

Start Time	Ridge Road From North					E Galbraith Road From East					Ridge Road From South					E Galbraith Road From West					Int. Total
	Left	Thru	Right	Peds	App. Total	Left	Thru	Right	Peds	App. Total	Left	Thru	Right	Peds	App. Total	Left	Thru	Right	Peds	App. Total	
07:00 AM	27	51	0	0	78	8	28	32	0	68	23	73	7	0	103	5	17	6	0	28	277
07:15 AM	36	92	5	0	133	21	47	26	0	94	46	92	10	0	148	2	20	19	0	41	416
07:30 AM	44	107	1	0	152	19	49	36	0	104	44	107	13	0	164	6	30	22	0	58	478
07:45 AM	45	94	4	0	143	19	41	47	0	107	44	135	19	0	198	2	26	26	0	54	502
Total	152	344	10	0	506	67	165	141	0	373	157	407	49	0	613	15	93	73	0	181	1673
08:00 AM	46	133	3	0	182	16	45	43	0	104	42	110	20	0	172	2	12	20	0	34	492
08:15 AM	30	127	3	0	160	16	33	33	0	82	26	93	15	0	134	2	24	18	0	44	420
08:30 AM	25	111	1	0	137	25	48	30	0	103	41	87	11	0	139	1	19	15	0	35	414
08:45 AM	45	103	3	0	151	10	31	25	0	66	36	96	16	0	148	1	24	18	0	43	408
Total	146	474	10	0	630	67	157	131	0	355	145	386	62	0	593	6	79	71	0	156	1734
09:00 AM	38	82	0	0	120	12	18	19	0	49	32	93	15	0	140	1	18	14	0	33	342
09:15 AM	43	76	1	0	120	11	24	25	0	60	28	75	15	0	118	3	22	9	0	34	332
09:30 AM	36	66	2	0	104	9	31	40	0	80	25	63	14	0	102	0	22	24	0	46	332
09:45 AM	27	53	2	0	82	16	24	42	0	82	26	47	16	0	89	4	36	19	0	59	312
Total	144	277	5	0	426	48	97	126	0	271	111	278	60	0	449	8	98	66	0	172	1318
10:00 AM	36	53	2	0	91	15	31	29	0	75	20	58	12	0	90	0	24	16	0	40	296
10:15 AM	28	50	2	0	80	15	20	31	0	66	23	65	12	0	100	1	34	16	0	51	297
10:30 AM	28	60	2	0	90	14	18	33	0	65	14	68	18	0	100	2	20	9	0	31	286
10:45 AM	32	67	2	0	101	16	24	25	0	65	16	63	17	0	96	0	31	19	0	50	312
Total	124	230	8	0	362	60	93	118	0	271	73	254	59	0	386	3	109	60	0	172	1191
11:00 AM	30	53	0	0	83	16	20	34	0	70	16	54	18	0	88	2	23	18	0	43	284
11:15 AM	37	63	1	0	101	1	37	35	0	73	22	55	15	0	92	0	18	11	0	29	295
11:30 AM	23	65	0	0	88	14	23	32	0	69	7	66	14	0	87	2	23	23	0	48	292
11:45 AM	37	64	2	0	103	21	23	30	0	74	22	74	10	0	106	0	26	26	0	52	335
Total	127	245	3	0	375	52	103	131	0	286	67	249	57	0	373	4	90	78	0	172	1206
12:00 PM	48	70	3	0	121	15	32	36	0	83	17	79	19	0	115	4	29	19	0	52	371
12:15 PM	34	64	4	0	102	15	33	39	0	87	11	57	16	0	84	5	25	24	0	54	327
12:30 PM	38	55	3	0	96	26	43	37	0	106	31	67	12	0	110	1	25	20	0	46	358
12:45 PM	29	81	5	0	115	22	28	36	0	86	22	76	18	0	116	0	23	14	0	37	354
Total	149	270	15	0	434	78	136	148	0	362	81	279	65	0	425	10	102	77	0	189	1410
01:00 PM	27	53	2	0	82	11	32	35	0	78	23	52	20	0	95	3	29	19	0	51	306
01:15 PM	31	65	5	0	101	13	33	34	0	80	26	72	17	0	115	2	27	15	0	44	340
01:30 PM	49	71	1	0	121	13	33	44	0	90	19	76	18	0	113	4	30	12	0	46	370
01:45 PM	34	67	2	0	103	15	38	42	0	95	28	73	17	0	118	1	32	19	0	52	368
Total	141	256	10	0	407	52	136	155	0	343	96	273	72	0	441	10	118	65	0	193	1384
02:00 PM	37	66	3	0	106	21	45	33	0	99	21	67	16	0	104	4	44	30	0	78	387
02:15 PM	41	62	8	0	111	21	38	49	0	108	21	86	16	0	123	3	15	19	0	37	379
02:30 PM	44	81	1	0	126	14	33	42	0	89	21	84	18	0	123	1	42	30	0	73	411
02:45 PM	49	98	7	0	154	10	29	42	0	81	27	71	18	0	116	4	37	21	0	62	413
Total	171	307	19	0	497	66	145	166	0	377	90	308	68	0	466	12	138	100	0	250	1590
03:00 PM	48	95	2	0	145	24	37	42	0	103	26	84	22	0	132	2	38	19	0	59	439
03:15 PM	50	110	5	0	165	24	60	56	0	140	30	100	19	0	149	0	34	24	0	58	512
03:30 PM	51	108	4	0	163	19	39	66	0	124	30	113	23	0	166	2	22	26	0	50	503
03:45 PM	50	95	8	0	153	22	45	61	0	128	28	109	18	0	155	1	49	31	0	81	517
Total	199	408	19	0	626	89	181	225	0	495	114	406	82	0	602	5	143	100	0	248	1971

# Cummins Consulting Services, LLC

138 Mahin Trail, Versailles, KY 40383

859-361-2589

"simplifying Data Collection since 2004"

File Name : 1\_River\_Road\_at\_Galbraith\_Road\_10052023

Site Code : Thursday

Start Date : 10/5/2023

Page No : 2

Groups Printed- Cars - Buses - Trucks

Start Time	Ridge Road From North					E Galbraith Road From East					Ridge Road From South					E Galbraith Road From West					Int. Total
	Left	Thru	Right	Peds	App. Total	Left	Thru	Right	Peds	App. Total	Left	Thru	Right	Peds	App. Total	Left	Thru	Right	Peds	App. Total	
04:00 PM	42	98	5	0	145	18	33	49	0	100	29	128	14	0	171	5	32	26	0	63	479
04:15 PM	39	122	10	0	171	23	37	66	0	126	28	111	12	0	151	2	36	26	0	64	512
04:30 PM	89	66	16	0	171	19	50	70	0	139	8	22	20	0	50	5	49	17	0	71	431
04:45 PM	73	63	6	0	142	15	49	61	0	125	11	101	10	0	122	2	36	21	0	59	448
Total	243	349	37	0	629	75	169	246	0	490	76	362	56	0	494	14	153	90	0	257	1870
05:00 PM	79	109	13	0	201	16	48	62	0	126	21	69	15	0	105	1	49	13	0	63	495
05:15 PM	60	137	7	0	204	27	44	60	0	131	30	130	19	0	179	9	30	32	0	71	585
05:30 PM	57	162	5	0	224	25	53	52	0	130	20	125	21	0	166	3	36	37	0	76	596
05:45 PM	44	148	2	0	194	19	31	50	0	100	27	92	13	0	132	2	41	32	0	75	501
Total	240	556	27	0	823	87	176	224	0	487	98	416	68	0	582	15	156	114	0	285	2177
06:00 PM	57	122	3	0	182	22	33	35	0	90	30	85	15	0	130	1	34	19	0	54	456
06:15 PM	66	111	4	0	181	17	27	41	0	85	21	91	21	0	133	1	29	25	0	55	454
06:30 PM	43	98	0	0	141	15	33	30	0	78	26	61	9	0	96	2	29	25	0	56	371
06:45 PM	24	81	2	0	107	14	39	27	0	80	16	69	14	0	99	0	34	10	0	44	330
Total	190	412	9	0	611	68	132	133	0	333	93	306	59	0	458	4	126	79	0	209	1611
Grand Total	2026	4128	172	0	6326	809	1690	1944	0	4443	1201	3924	757	0	5882	106	1405	973	0	2484	19135
Apprch %	32	65.3	2.7	0		18.2	38	43.8	0		20.4	66.7	12.9	0		4.3	56.6	39.2	0		
Total %	10.6	21.6	0.9	0	33.1	4.2	8.8	10.2	0	23.2	6.3	20.5	4	0	30.7	0.6	7.3	5.1	0	13	
Cars	1981	4080	168	0	6229	798	1659	1893	0	4350	1177	3881	746	0	5804	99	1387	949	0	2435	18818
% Cars	97.8	98.8	97.7	0	98.5	98.6	98.2	97.4	0	97.9	98	98.9	98.5	0	98.7	93.4	98.7	97.5	0	98	98.3
Buses	13	6	2	0	21	4	7	13	0	24	10	5	2	0	17	3	8	6	0	17	79
% Buses	0.6	0.1	1.2	0	0.3	0.5	0.4	0.7	0	0.5	0.8	0.1	0.3	0	0.3	2.8	0.6	0.6	0	0.7	0.4
Trucks	32	42	2	0	76	7	24	38	0	69	14	38	9	0	61	4	10	18	0	32	238
% Trucks	1.6	1	1.2	0	1.2	0.9	1.4	2	0	1.6	1.2	1	1.2	0	1	3.8	0.7	1.8	0	1.3	1.2

# Cummins Consulting Services, LLC

138 Mahin Trail, Versailles, KY 40383

859-361-2589

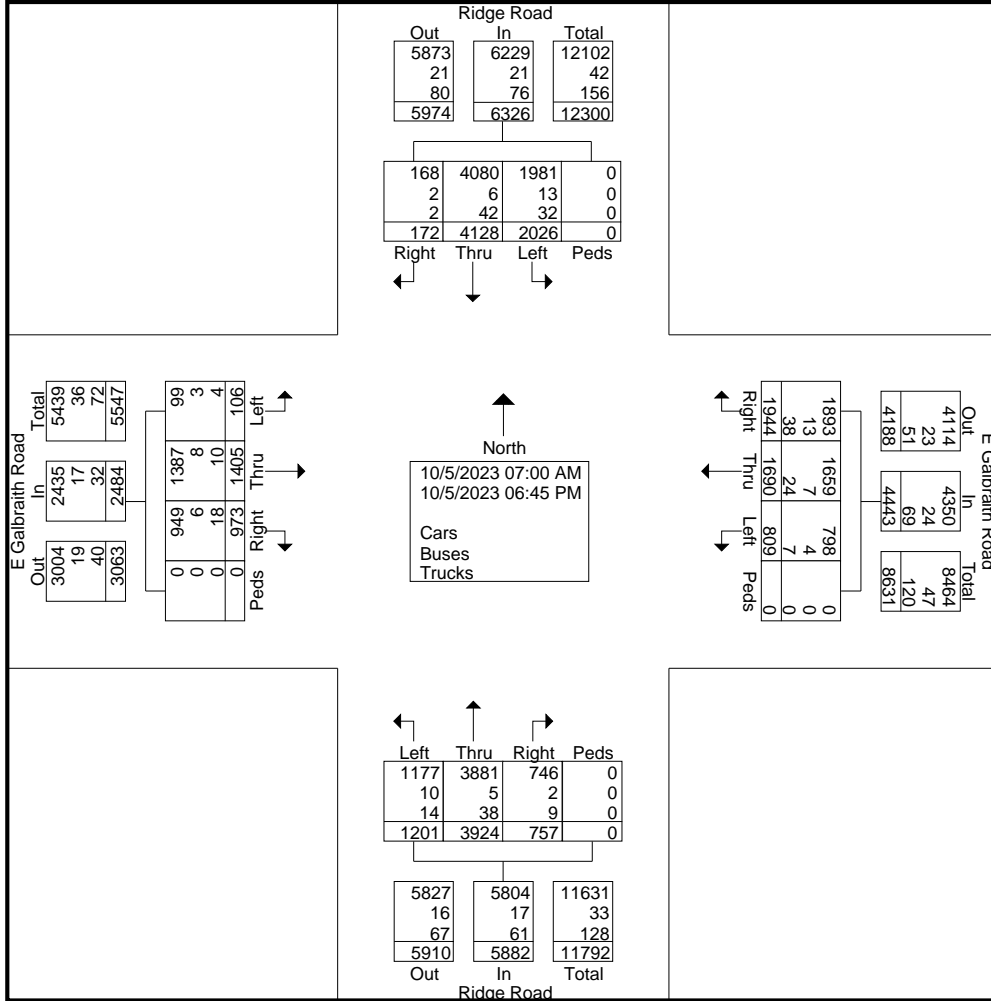
"simplifying Data Collection since 2004"

File Name : 1\_River\_Road\_at\_Galbraith\_Road\_10052023

Site Code : Thursday

Start Date : 10/5/2023

Page No : 3



# Cummins Consulting Services, LLC

138 Mahin Trail, Versailles, KY 40383

859-361-2589

"simplifying Data Collection since 2004"


File Name : 1\_River\_Road\_at\_Galbraith\_Road\_10052023

Site Code : Thursday

Start Date : 10/5/2023

Page No : 4

Start Time	Ridge Road From North					E Galbraith Road From East					Ridge Road From South					E Galbraith Road From West					Int. Total
	Left	Thru	Right	Peds	App. Total	Left	Thru	Right	Peds	App. Total	Left	Thru	Right	Peds	App. Total	Left	Thru	Right	Peds	App. Total	
Peak Hour Analysis From 07:00 AM to 10:45 AM - Peak 1 of 1																					
Peak Hour for Entire Intersection Begins at 07:30 AM																					
07:30 AM	44	107	1	0	152	19	49	36	0	104	44	107	13	0	164	6	30	22	0	58	478
07:45 AM	45	94	4	0	143	19	41	47	0	107	44	135	19	0	198	2	26	26	0	54	502
08:00 AM	46	133	3	0	182	16	45	43	0	104	42	110	20	0	172	2	12	20	0	34	492
08:15 AM	30	127	3	0	160	16	33	33	0	82	26	93	15	0	134	2	24	18	0	44	420
Total Volume	165	461	11	0	637	70	168	159	0	397	156	445	67	0	668	12	92	86	0	190	1892
% App. Total	25.9	72.4	1.7	0		17.6	42.3	40.1	0		23.4	66.6	10	0		6.3	48.4	45.3	0		
PHF	.897	.867	.688	.000	.875	.921	.857	.846	.000	.928	.886	.824	.838	.000	.843	.500	.767	.827	.000	.819	.942
Cars	160	459	10	0	629	69	167	155	0	391	152	444	65	0	661	11	91	82	0	184	1865
% Cars	97.0	99.6	90.9	0	98.7	98.6	99.4	97.5	0	98.5	97.4	99.8	97.0	0	99.0	91.7	98.9	95.3	0	96.8	98.6
Buses	2	1	1	0	4	1	0	2	0	3	2	0	1	0	3	1	0	0	0	1	11
% Buses	1.2	0.2	9.1	0	0.6	1.4	0	1.3	0	0.8	1.3	0	1.5	0	0.4	8.3	0	0	0	0.5	0.6
Trucks	3	1	0	0	4	0	1	2	0	3	2	1	1	0	4	0	1	4	0	5	16
% Trucks	1.8	0.2	0	0	0.6	0	0.6	1.3	0	0.8	1.3	0.2	1.5	0	0.6	0	1.1	4.7	0	2.6	0.8



# Cummins Consulting Services, LLC

138 Mahin Trail, Versailles, KY 40383

859-361-2589

"simplifying Data Collection since 2004"

File Name : 1\_River\_Road\_at\_Galbraith\_Road\_10052023

Site Code : Thursday

Start Date : 10/5/2023

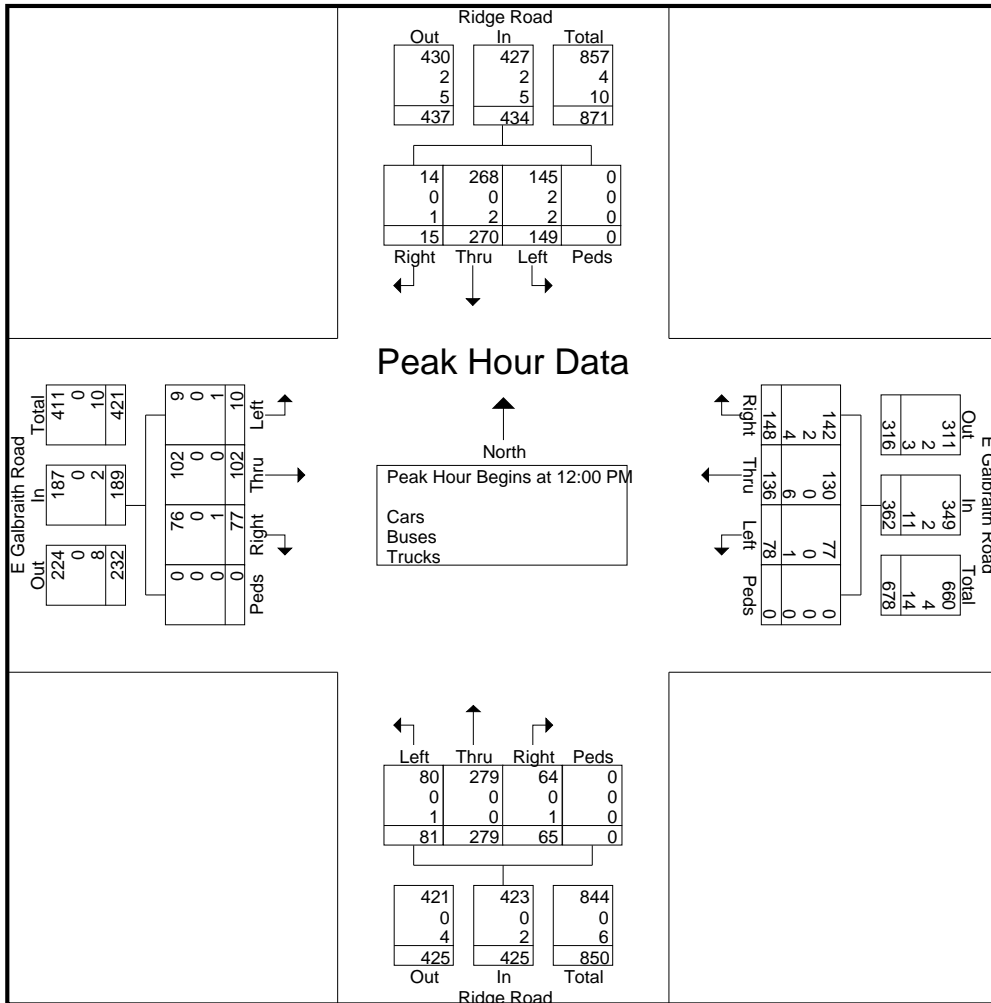
Page No : 5

Start Time	Ridge Road From North					E Galbraith Road From East					Ridge Road From South					E Galbraith Road From West					Int. Total
	Left	Thru	Right	Peds	App. Total	Left	Thru	Right	Peds	App. Total	Left	Thru	Right	Peds	App. Total	Left	Thru	Right	Peds	App. Total	

Peak Hour Analysis From 11:00 AM to 01:45 PM - Peak 1 of 1

Peak Hour for Entire Intersection Begins at 12:00 PM

12:00 PM	48	70	3	0	121	15	32	36	0	83	17	79	19	0	115	4	29	19	0	52	371
12:15 PM	34	64	4	0	102	15	33	39	0	87	11	57	16	0	84	5	25	24	0	54	327
12:30 PM	38	55	3	0	96	26	43	37	0	106	31	67	12	0	110	1	25	20	0	46	358
12:45 PM	29	81	5	0	115	22	28	36	0	86	22	76	18	0	116	0	23	14	0	37	354
Total Volume	149	270	15	0	434	78	136	148	0	362	81	279	65	0	425	10	102	77	0	189	1410
% App. Total	34.3	62.2	3.5	0		21.5	37.6	40.9	0		19.1	65.6	15.3	0		5.3	54	40.7	0		
PHF	.776	.833	.750	.000	.897	.750	.791	.949	.000	.854	.653	.883	.855	.000	.916	.500	.879	.802	.000	.875	.950
Cars	145	268	14	0	427	77	130	142	0	349	80	279	64	0	423	9	102	76	0	187	1386
% Cars	97.3	99.3	93.3	0	98.4	98.7	95.6	95.9	0	96.4	98.8	100	98.5	0	99.5	90.0	100	98.7	0	98.9	98.3
Buses	2	0	0	0	2	0	0	2	0	2	0	0	0	0	0	0	0	0	0	0	4
% Buses	1.3	0	0	0	0.5	0	0	1.4	0	0.6	0	0	0	0	0	0	0	0	0	0	0.3
Trucks	2	2	1	0	5	1	6	4	0	11	1	0	1	0	2	1	0	1	0	2	20
% Trucks	1.3	0.7	6.7	0	1.2	1.3	4.4	2.7	0	3.0	1.2	0	1.5	0	0.5	10.0	0	1.3	0	1.1	1.4



# Cummins Consulting Services, LLC

138 Mahin Trail, Versailles, KY 40383

859-361-2589

"simplifying Data Collection since 2004"

File Name : 1\_River\_Road\_at\_Galbraith\_Road\_10052023

Site Code : Thursday

Start Date : 10/5/2023

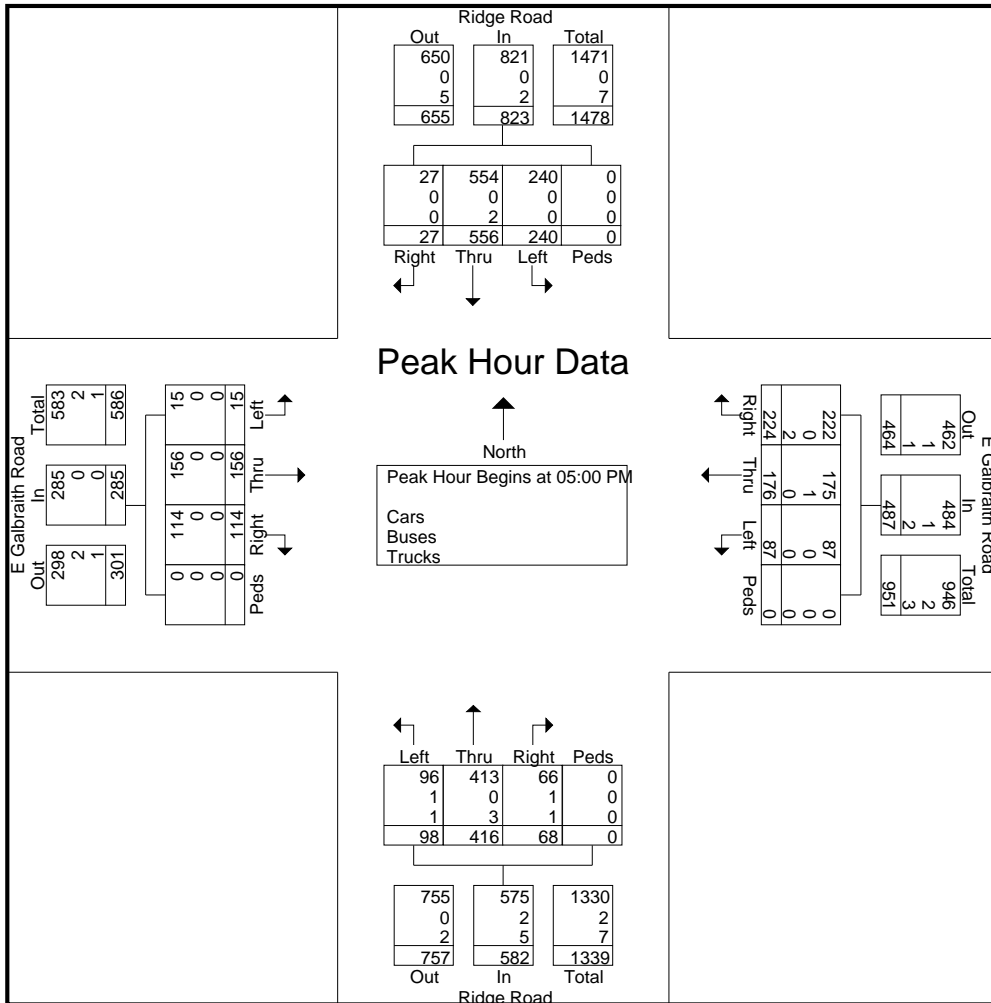
Page No : 6

Start Time	Ridge Road From North					E Galbraith Road From East					Ridge Road From South					E Galbraith Road From West					Int. Total
	Left	Thru	Right	Peds	App. Total	Left	Thru	Right	Peds	App. Total	Left	Thru	Right	Peds	App. Total	Left	Thru	Right	Peds	App. Total	

Peak Hour Analysis From 02:00 PM to 06:45 PM - Peak 1 of 1

Peak Hour for Entire Intersection Begins at 05:00 PM

05:00 PM	79	109	13	0	201	16	48	62	0	126	21	69	15	0	105	1	49	13	0	63	495
05:15 PM	60	137	7	0	204	27	44	60	0	131	30	130	19	0	179	9	30	32	0	71	585
05:30 PM	57	162	5	0	224	25	53	52	0	130	20	125	21	0	166	3	36	37	0	76	596
05:45 PM	44	148	2	0	194	19	31	50	0	100	27	92	13	0	132	2	41	32	0	75	501
Total Volume	240	556	27	0	823	87	176	224	0	487	98	416	68	0	582	15	156	114	0	285	2177
% App. Total	29.2	67.6	3.3	0		17.9	36.1	46	0		16.8	71.5	11.7	0		5.3	54.7	40	0		
PHF	.759	.858	.519	.000	.919	.806	.830	.903	.000	.929	.817	.800	.810	.000	.813	.417	.796	.770	.000	.938	.913
Cars	240	554	27	0	821	87	175	222	0	484	96	413	66	0	575	15	156	114	0	285	2165
% Cars	100	99.6	100	0	99.8	100	99.4	99.1	0	99.4	98.0	99.3	97.1	0	98.8	100	100	100	0	100	99.4
Buses	0	0	0	0	0	0	1	0	0	1	1	0	1	0	2	0	0	0	0	0	3
% Buses	0	0	0	0	0	0	0.6	0	0	0.2	1.0	0	1.5	0	0.3	0	0	0	0	0	0.1
Trucks	0	2	0	0	2	0	0	2	0	2	1	3	1	0	5	0	0	0	0	0	9
% Trucks	0	0.4	0	0	0.2	0	0	0.9	0	0.4	1.0	0.7	1.5	0	0.9	0	0	0	0	0	0.4



# Cummins Consulting Services, LLC

138 Mahin Trail, Versailles, KY 40383

859-361-2589

"simplifying Data Collection since 2004"

File Name : 1\_River\_Road\_at\_Galbraith\_Road\_10032023

Site Code : Tuesday

Start Date : 10/3/2023

Page No : 1

Cloudy  
Schools in Session  
8GZ

### Groups Printed- Cars - Buses - Trucks - Pedestrians

Start Time	Ridge Road From North					E Galbraith Road From East					Ridge Road From South					E Galbraith Road From West					Int. Total
	Left	Thru	Right	Peds	App. Total	Left	Thru	Right	Peds	App. Total	Left	Thru	Right	Peds	App. Total	Left	Thru	Right	Peds	App. Total	
07:00 AM	37	76	0	0	113	8	34	39	0	81	37	83	10	0	130	5	18	12	0	35	359
07:15 AM	36	69	4	0	109	23	38	30	0	91	39	83	11	0	133	3	17	15	0	35	368
07:30 AM	38	114	6	0	158	28	46	35	0	109	45	103	9	0	157	8	18	27	0	53	477
07:45 AM	32	111	4	0	147	22	37	49	0	108	45	142	17	0	204	5	21	25	0	51	510
<b>Total</b>	<b>143</b>	<b>370</b>	<b>14</b>	<b>0</b>	<b>527</b>	<b>81</b>	<b>155</b>	<b>153</b>	<b>0</b>	<b>389</b>	<b>166</b>	<b>411</b>	<b>47</b>	<b>0</b>	<b>624</b>	<b>21</b>	<b>74</b>	<b>79</b>	<b>0</b>	<b>174</b>	<b>1714</b>
08:00 AM	45	120	3	0	168	25	45	22	0	92	42	109	19	0	170	4	24	24	0	52	482
08:15 AM	36	123	5	0	164	22	41	44	0	107	43	95	14	0	152	1	24	23	0	48	471
08:30 AM	34	118	1	0	153	22	41	30	0	93	42	83	13	0	138	3	32	28	0	63	447
08:45 AM	40	118	4	0	162	16	36	30	0	82	36	96	16	0	148	1	25	20	0	46	438
<b>Total</b>	<b>155</b>	<b>479</b>	<b>13</b>	<b>0</b>	<b>647</b>	<b>85</b>	<b>163</b>	<b>126</b>	<b>0</b>	<b>374</b>	<b>163</b>	<b>383</b>	<b>62</b>	<b>0</b>	<b>608</b>	<b>9</b>	<b>105</b>	<b>95</b>	<b>0</b>	<b>209</b>	<b>1838</b>
09:00 AM	52	93	2	0	147	4	25	30	0	59	31	67	8	0	106	2	26	12	0	40	352
09:15 AM	33	85	4	0	122	17	33	27	0	77	28	69	19	0	116	1	21	17	0	39	354
09:30 AM	29	68	1	0	98	17	33	23	0	73	21	63	8	0	92	5	32	17	0	54	317
09:45 AM	31	65	4	0	100	14	25	40	0	79	16	67	7	0	90	2	25	11	0	38	307
<b>Total</b>	<b>145</b>	<b>311</b>	<b>11</b>	<b>0</b>	<b>467</b>	<b>52</b>	<b>116</b>	<b>120</b>	<b>0</b>	<b>288</b>	<b>96</b>	<b>266</b>	<b>42</b>	<b>0</b>	<b>404</b>	<b>10</b>	<b>104</b>	<b>57</b>	<b>0</b>	<b>171</b>	<b>1330</b>
10:00 AM	37	51	2	0	90	19	21	21	0	61	24	57	18	0	99	3	25	17	0	45	295
10:15 AM	33	52	2	0	87	10	20	39	0	69	13	72	16	0	101	2	35	13	0	50	307
10:30 AM	37	67	1	0	105	8	26	33	0	67	16	63	15	0	94	4	24	16	0	44	310
10:45 AM	35	59	5	0	99	14	32	31	0	77	9	72	16	0	97	3	37	9	0	49	322
<b>Total</b>	<b>142</b>	<b>229</b>	<b>10</b>	<b>0</b>	<b>381</b>	<b>51</b>	<b>99</b>	<b>124</b>	<b>0</b>	<b>274</b>	<b>62</b>	<b>264</b>	<b>65</b>	<b>0</b>	<b>391</b>	<b>12</b>	<b>121</b>	<b>55</b>	<b>0</b>	<b>188</b>	<b>1234</b>
11:00 AM	29	44	3	0	76	13	27	23	0	63	10	72	17	0	99	4	22	18	0	44	282
11:15 AM	22	56	0	0	78	20	34	37	0	91	20	56	15	0	91	3	28	15	0	46	306
11:30 AM	40	60	3	0	103	19	28	29	0	76	26	64	19	0	109	2	21	13	0	36	324
11:45 AM	20	69	0	0	89	27	48	27	0	102	17	59	15	0	91	4	29	14	0	47	329
<b>Total</b>	<b>111</b>	<b>229</b>	<b>6</b>	<b>0</b>	<b>346</b>	<b>79</b>	<b>137</b>	<b>116</b>	<b>0</b>	<b>332</b>	<b>73</b>	<b>251</b>	<b>66</b>	<b>0</b>	<b>390</b>	<b>13</b>	<b>100</b>	<b>60</b>	<b>0</b>	<b>173</b>	<b>1241</b>
12:00 PM	33	50	4	0	87	14	26	39	0	79	7	58	13	0	78	1	24	18	0	43	287
12:15 PM	22	64	3	0	89	26	37	45	0	108	21	81	20	0	122	0	22	14	0	36	355
12:30 PM	32	57	2	0	91	26	46	37	0	109	19	75	19	0	113	1	40	18	0	59	372
12:45 PM	29	67	1	0	97	15	26	42	0	83	19	50	16	0	85	3	36	11	0	50	315
<b>Total</b>	<b>116</b>	<b>238</b>	<b>10</b>	<b>0</b>	<b>364</b>	<b>81</b>	<b>135</b>	<b>163</b>	<b>0</b>	<b>379</b>	<b>66</b>	<b>264</b>	<b>68</b>	<b>0</b>	<b>398</b>	<b>5</b>	<b>122</b>	<b>61</b>	<b>0</b>	<b>188</b>	<b>1329</b>
01:00 PM	24	49	3	0	76	17	38	45	0	100	19	53	13	0	85	3	18	22	0	43	304
01:15 PM	44	71	4	0	119	14	42	27	0	83	25	66	11	0	102	1	32	20	0	53	357
01:30 PM	33	65	1	0	99	18	26	32	0	76	20	68	15	0	103	2	34	13	0	49	327
01:45 PM	33	57	3	0	93	20	30	36	1	87	20	77	13	0	110	1	29	20	0	50	340
<b>Total</b>	<b>134</b>	<b>242</b>	<b>11</b>	<b>0</b>	<b>387</b>	<b>69</b>	<b>136</b>	<b>140</b>	<b>1</b>	<b>346</b>	<b>84</b>	<b>264</b>	<b>52</b>	<b>0</b>	<b>400</b>	<b>7</b>	<b>113</b>	<b>75</b>	<b>0</b>	<b>195</b>	<b>1328</b>
02:00 PM	36	64	1	0	101	10	32	37	0	79	20	74	25	0	119	3	35	23	0	61	360
02:15 PM	35	57	5	0	97	24	46	40	0	110	14	87	16	0	117	3	23	24	0	50	374
02:30 PM	39	75	5	0	119	21	33	31	0	85	33	81	17	0	131	1	29	19	0	49	384
02:45 PM	56	93	4	0	153	15	35	34	0	84	25	80	15	0	120	1	35	30	0	66	423
<b>Total</b>	<b>166</b>	<b>289</b>	<b>15</b>	<b>0</b>	<b>470</b>	<b>70</b>	<b>146</b>	<b>142</b>	<b>0</b>	<b>358</b>	<b>92</b>	<b>322</b>	<b>73</b>	<b>0</b>	<b>487</b>	<b>8</b>	<b>122</b>	<b>96</b>	<b>0</b>	<b>226</b>	<b>1541</b>
03:00 PM	45	104	9	0	158	23	46	42	0	111	24	110	22	0	156	1	35	19	0	55	480
03:15 PM	46	89	2	0	137	28	41	43	0	112	28	118	27	0	173	1	34	29	0	64	486
03:30 PM	41	111	2	0	154	31	36	60	0	127	22	115	22	0	159	2	36	28	0	66	506
03:45 PM	39	116	2	0	157	18	41	57	0	116	23	129	13	0	165	3	41	26	0	70	508
<b>Total</b>	<b>171</b>	<b>420</b>	<b>15</b>	<b>0</b>	<b>606</b>	<b>100</b>	<b>164</b>	<b>202</b>	<b>0</b>	<b>466</b>	<b>97</b>	<b>472</b>	<b>84</b>	<b>0</b>	<b>653</b>	<b>7</b>	<b>146</b>	<b>102</b>	<b>0</b>	<b>255</b>	<b>1980</b>



# Cummins Consulting Services, LLC

138 Mahin Trail, Versailles, KY 40383

859-361-2589

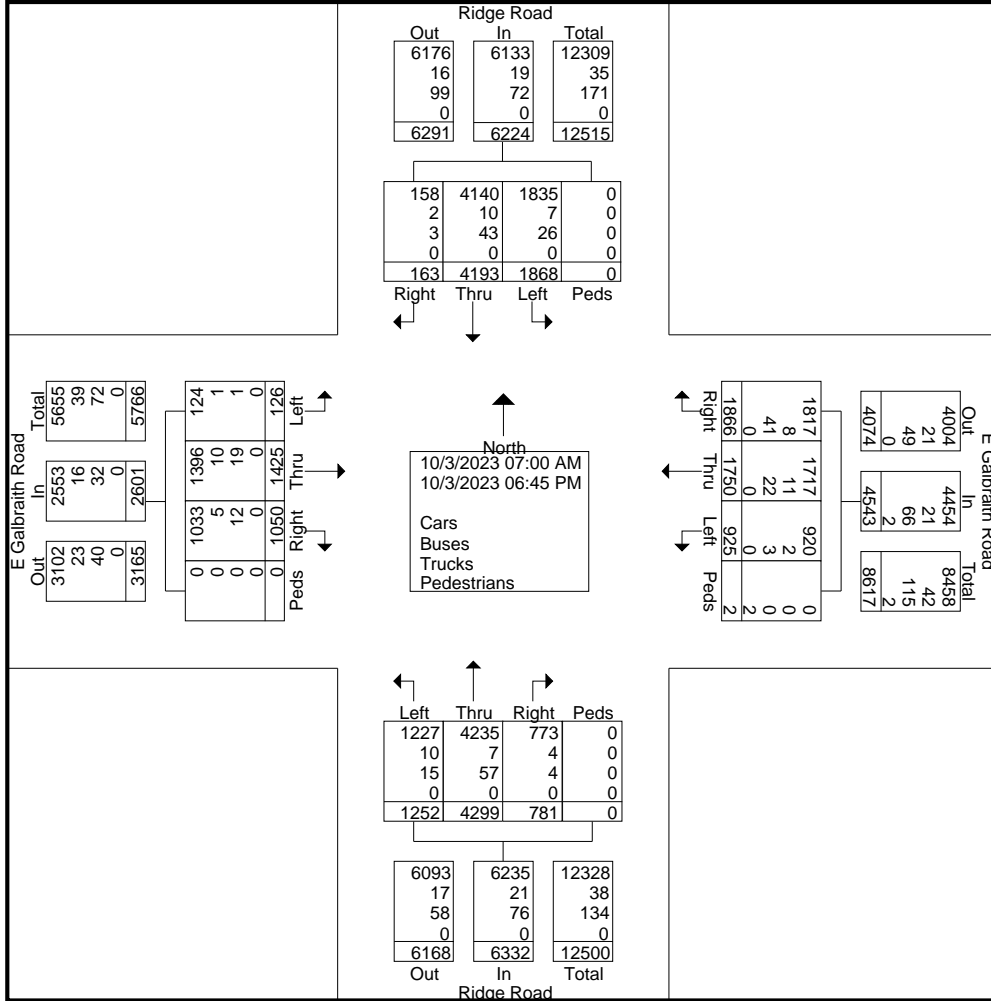
"simplifying Data Collection since 2004"

File Name : 1\_River\_Road\_at\_Galbraith\_Road\_10032023

Site Code : Tuesday

Start Date : 10/3/2023

Page No : 3



# Cummins Consulting Services, LLC

138 Mahin Trail, Versailles, KY 40383

859-361-2589

"simplifying Data Collection since 2004"

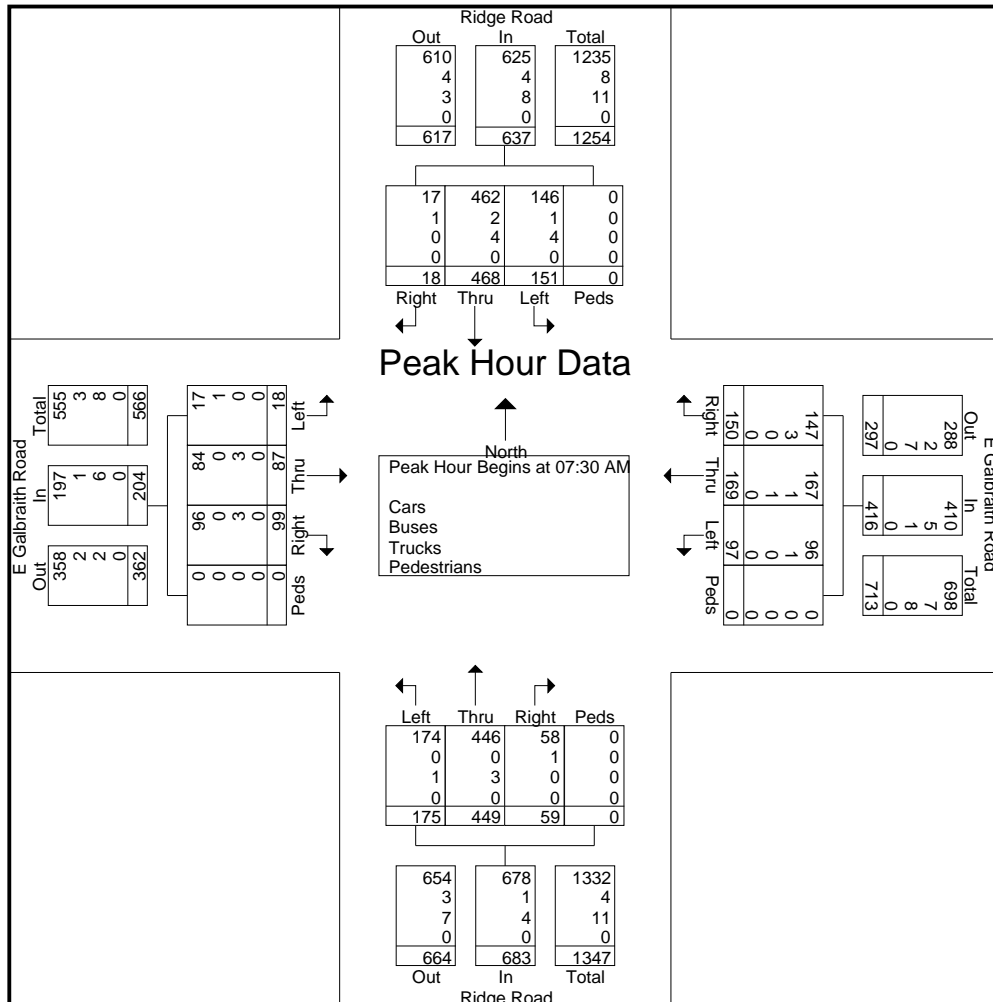
File Name : 1\_River\_Road\_at\_Galbraith\_Road\_10032023

Site Code : Tuesday

Start Date : 10/3/2023

Page No : 4

Start Time	Ridge Road From North					E Galbraith Road From East					Ridge Road From South					E Galbraith Road From West					Int. Total
	Left	Thru	Right	Peds	App. Total	Left	Thru	Right	Peds	App. Total	Left	Thru	Right	Peds	App. Total	Left	Thru	Right	Peds	App. Total	
Peak Hour Analysis From 07:00 AM to 10:45 AM - Peak 1 of 1																					
Peak Hour for Entire Intersection Begins at 07:30 AM																					
07:30 AM	38	114	6	0	158	28	46	35	0	109	45	103	9	0	157	8	18	27	0	53	477
07:45 AM	32	111	4	0	147	22	37	49	0	108	45	142	17	0	204	5	21	25	0	51	510
08:00 AM	45	120	3	0	168	25	45	22	0	92	42	109	19	0	170	4	24	24	0	52	482
08:15 AM	36	123	5	0	164	22	41	44	0	107	43	95	14	0	152	1	24	23	0	48	471
Total Volume	151	468	18	0	637	97	169	150	0	416	175	449	59	0	683	18	87	99	0	204	1940
% App. Total	23.7	73.5	2.8	0		23.3	40.6	36.1	0		25.6	65.7	8.6	0		8.8	42.6	48.5	0		
PHF	.839	.951	.750	.000	.948	.866	.918	.765	.000	.954	.972	.790	.776	.000	.837	.563	.906	.917	.000	.962	.951
Cars	146	462	17	0	625	96	167	147	0	410	174	446	58	0	678	17	84	96	0	197	1910
% Cars	96.7	98.7	94.4	0	98.1	99.0	98.8	98.0	0	98.6	99.4	99.3	98.3	0	99.3	94.4	96.6	97.0	0	96.6	98.5
Buses	1	2	1	0	4	1	1	3	0	5	0	0	1	0	1	1	0	0	0	0	11
% Buses	0.7	0.4	5.6	0	0.6	1.0	0.6	2.0	0	1.2	0	0	1.7	0	0.1	5.6	0	0	0	0	0.6
Trucks	4	4	0	0	8	0	1	0	0	1	1	3	0	0	4	0	3	3	0	6	19
% Trucks	2.6	0.9	0	0	1.3	0	0.6	0	0	0.2	0.6	0.7	0	0	0.6	0	3.4	3.0	0	2.9	1.0
Pedestrians	0	0	0	0	0	0	0	0	0	0	0	0	0	0	0	0	0	0	0	0	0
% Pedestrians	0	0	0	0	0	0	0	0	0	0	0	0	0	0	0	0	0	0	0	0	0



# Cummins Consulting Services, LLC

138 Mahin Trail, Versailles, KY 40383

859-361-2589

"simplifying Data Collection since 2004"

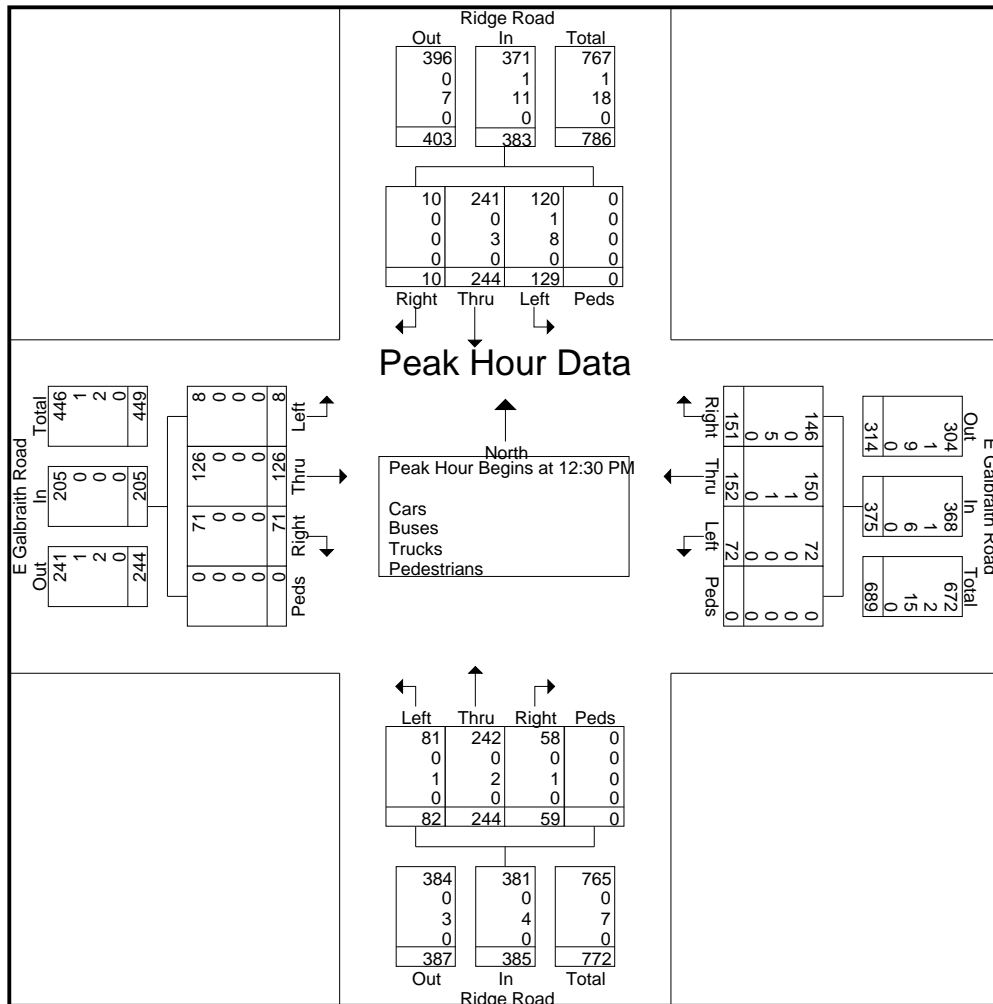
File Name : 1\_River\_Road\_at\_Galbraith\_Road\_10032023

Site Code : Tuesday

Start Date : 10/3/2023

Page No : 5

Start Time	Ridge Road From North					E Galbraith Road From East					Ridge Road From South					E Galbraith Road From West					Int. Total
	Left	Thru	Right	Peds	App. Total	Left	Thru	Right	Peds	App. Total	Left	Thru	Right	Peds	App. Total	Left	Thru	Right	Peds	App. Total	
Peak Hour Analysis From 11:00 AM to 01:45 PM - Peak 1 of 1																					
Peak Hour for Entire Intersection Begins at 12:30 PM																					
12:30 PM	32	57	2	0	91	26	46	37	0	109	19	75	19	0	113	1	40	18	0	59	372
12:45 PM	29	67	1	0	97	15	26	42	0	83	19	50	16	0	85	3	36	11	0	50	315
01:00 PM	24	49	3	0	76	17	38	45	0	100	19	53	13	0	85	3	18	22	0	43	304
01:15 PM	44	71	4	0	119	14	42	27	0	83	25	66	11	0	102	1	32	20	0	53	357
Total Volume	129	244	10	0	383	72	152	151	0	375	82	244	59	0	385	8	126	71	0	205	1348
% App. Total	33.7	63.7	2.6	0		19.2	40.5	40.3	0		21.3	63.4	15.3	0		3.9	61.5	34.6	0		
PHF	.733	.859	.625	.000	.805	.692	.826	.839	.000	.860	.820	.813	.776	.000	.852	.667	.788	.807	.000	.869	.906
Cars	120	241	10	0	371	72	150	146	0	368	81	242	58	0	381	8	126	71	0	205	1325
% Cars	93.0	98.8	100	0	96.9	100	98.7	96.7	0	98.1	98.8	99.2	98.3	0	99.0	100	100	100	0	100	98.3
Buses	1	0	0	0	1	0	1	0	0	1	0	0	0	0	0	0	0	0	0	0	2
% Buses	0.8	0	0	0	0.3	0	0.7	0	0	0.3	0	0	0	0	0	0	0	0	0	0	0.1
Trucks	8	3	0	0	11	0	1	5	0	6	1	2	1	0	4	0	0	0	0	0	21
% Trucks	6.2	1.2	0	0	2.9	0	0.7	3.3	0	1.6	1.2	0.8	1.7	0	1.0	0	0	0	0	0	1.6
Pedestrians	0	0	0	0	0	0	0	0	0	0	0	0	0	0	0	0	0	0	0	0	0
% Pedestrians	0	0	0	0	0	0	0	0	0	0	0	0	0	0	0	0	0	0	0	0	0



# Cummins Consulting Services, LLC

138 Mahin Trail, Versailles, KY 40383

859-361-2589

"simplifying Data Collection since 2004"

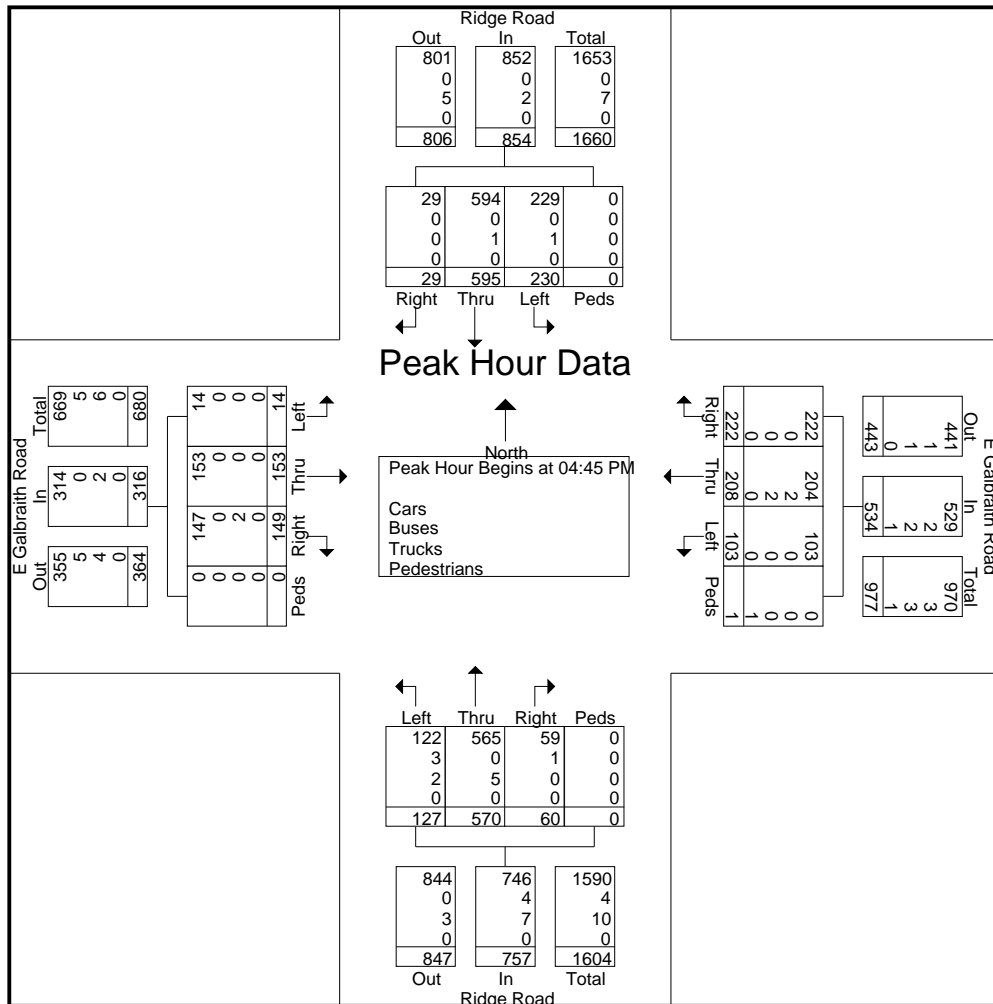
File Name : 1\_River\_Road\_at\_Galbraith\_Road\_10032023

Site Code : Tuesday

Start Date : 10/3/2023

Page No : 6

Start Time	Ridge Road From North					E Galbraith Road From East					Ridge Road From South					E Galbraith Road From West					Int. Total
	Left	Thru	Right	Peds	App. Total	Left	Thru	Right	Peds	App. Total	Left	Thru	Right	Peds	App. Total	Left	Thru	Right	Peds	App. Total	
Peak Hour Analysis From 02:00 PM to 06:45 PM - Peak 1 of 1																					
Peak Hour for Entire Intersection Begins at 04:45 PM																					
04:45 PM	57	154	5	0	216	26	37	43	1	107	32	133	17	0	182	1	43	47	0	91	596
05:00 PM	57	150	7	0	214	29	63	43	0	135	44	150	16	0	210	2	38	26	0	66	625
05:15 PM	57	158	9	0	224	23	57	65	0	145	34	146	14	0	194	7	38	32	0	77	640
05:30 PM	59	133	8	0	200	25	51	71	0	147	17	141	13	0	171	4	34	44	0	82	600
Total Volume	230	595	29	0	854	103	208	222	1	534	127	570	60	0	757	14	153	149	0	316	2461
% App. Total	26.9	69.7	3.4	0		19.3	39	41.6	0.2		16.8	75.3	7.9	0		4.4	48.4	47.2	0		
PHF	.975	.941	.806	.000	.953	.888	.825	.782	.250	.908	.722	.950	.882	.000	.901	.500	.890	.793	.000	.868	.961
Cars	229	594	29	0	852	103	204	222	0	529	122	565	59	0	746	14	153	147	0	314	2441
% Cars	99.6	99.8	100	0	99.8	100	98.1	100	0	99.1	96.1	99.1	98.3	0	98.5	100	100	98.7	0	99.4	99.2
Buses	0	0	0	0	0	0	2	0	0	2	3	0	1	0	4	0	0	0	0	0	6
% Buses	0	0	0	0	0	0	1.0	0	0	0.4	2.4	0	1.7	0	0.5	0	0	0	0	0	0.2
Trucks	1	1	0	0	2	0	2	0	0	2	2	5	0	0	7	0	0	2	0	2	13
% Trucks	0.4	0.2	0	0	0.2	0	1.0	0	0	0.4	1.6	0.9	0	0	0.9	0	0	1.3	0	0.6	0.5
Pedestrians	0	0	0	0	0	0	0	0	100	0.2	0	0	0	0	0	0	0	0	0	0	0.0
% Pedestrians	0	0	0	0	0	0	0	0	100	0.2	0	0	0	0	0	0	0	0	0	0	0.0



# Cummins Consulting Services, LLC

138 Mahin Trail, Versailles, KY 40383

859-361-2589

"simplifying Data Collection since 2004"

File Name : 1\_River\_Road\_at\_Galbraith\_Road\_10042023

Site Code : Wed

Start Date : 10/4/2023

Page No : 1

Cloudy  
Schools in Session  
8GZ

## Groups Printed- Cars - Buses - Trucks - Pedestrians

Start Time	Ridge Road From North					E Galbraith Road From East					Ridge Road From South					E Galbraith Road From West					Int. Total
	Left	Thru	Right	Peds	App. Total	Left	Thru	Right	Peds	App. Total	Left	Thru	Right	Peds	App. Total	Left	Thru	Right	Peds	App. Total	
07:00 AM	43	65	1	0	109	12	32	27	0	71	24	77	7	0	108	4	23	15	0	42	330
07:15 AM	36	97	2	0	135	24	39	33	0	96	46	74	10	0	130	7	21	17	0	45	406
07:30 AM	34	99	0	0	133	23	52	40	0	115	44	91	16	0	151	2	24	15	0	41	440
07:45 AM	37	119	3	0	159	16	41	49	0	106	39	131	15	0	185	6	23	26	0	55	505
Total	150	380	6	0	536	75	164	149	0	388	153	373	48	0	574	19	91	73	0	183	1681
08:00 AM	33	137	3	0	173	22	51	31	0	104	52	107	20	0	179	3	21	27	0	51	507
08:15 AM	30	131	2	0	163	23	48	32	0	103	49	80	15	0	144	2	23	15	0	40	450
08:30 AM	42	141	2	0	185	18	31	28	0	77	44	90	10	0	144	2	21	23	0	46	452
08:45 AM	28	125	3	0	156	13	27	18	0	58	37	95	11	1	144	5	19	13	0	37	395
Total	133	534	10	0	677	76	157	109	0	342	182	372	56	1	611	12	84	78	0	174	1804
09:00 AM	37	79	5	0	121	14	21	31	0	66	22	69	10	0	101	1	27	18	0	46	334
09:15 AM	39	77	1	0	117	15	23	31	0	69	15	73	11	0	99	2	17	17	0	36	321
09:30 AM	43	52	0	0	95	14	30	40	0	84	22	56	13	0	91	1	25	16	0	42	312
09:45 AM	33	80	0	0	113	12	29	22	0	63	13	62	14	1	90	2	21	16	0	39	305
Total	152	288	6	0	446	55	103	124	0	282	72	260	48	1	381	6	90	67	0	163	1272
10:00 AM	38	51	1	0	90	17	24	27	0	68	14	51	20	0	85	2	23	15	0	40	283
10:15 AM	27	58	2	0	87	11	15	28	0	54	14	68	20	0	102	0	32	15	0	47	290
10:30 AM	21	49	1	0	71	14	28	31	0	73	20	60	12	0	92	2	37	18	0	57	293
10:45 AM	34	55	6	0	95	8	35	27	0	70	13	75	18	0	106	3	35	22	0	60	331
Total	120	213	10	0	343	50	102	113	0	265	61	254	70	0	385	7	127	70	0	204	1197
11:00 AM	20	79	4	0	103	12	31	35	0	78	16	67	16	0	99	1	22	19	0	42	322
11:15 AM	20	66	3	0	89	15	36	33	0	84	10	57	8	0	75	3	19	22	0	44	292
11:30 AM	27	78	3	0	108	16	24	28	0	68	23	74	24	0	121	6	19	10	0	35	332
11:45 AM	33	74	3	0	110	20	32	43	0	95	12	65	18	0	95	1	35	16	0	52	352
Total	100	297	13	0	410	63	123	139	0	325	61	263	66	0	390	11	95	67	0	173	1298
12:00 PM	42	66	2	0	110	16	19	29	0	64	24	61	10	0	95	3	23	23	0	49	318
12:15 PM	33	77	1	0	111	16	38	40	0	94	34	78	16	0	128	1	19	17	0	37	370
12:30 PM	28	56	1	0	85	12	35	25	0	72	14	62	16	0	92	0	25	21	0	46	295
12:45 PM	24	65	2	0	91	17	40	35	0	92	20	60	17	0	97	2	24	22	0	48	328
Total	127	264	6	0	397	61	132	129	0	322	92	261	59	0	412	6	91	83	0	180	1311
01:00 PM	24	53	4	0	81	17	20	31	0	68	19	87	15	0	121	1	23	16	0	40	310
01:15 PM	30	75	2	0	107	22	26	34	0	82	15	64	14	0	93	2	32	12	0	46	328
01:30 PM	51	55	1	0	107	18	34	40	0	92	14	62	17	0	93	1	31	22	0	54	346
01:45 PM	30	57	1	0	88	17	30	37	0	84	23	86	10	0	119	3	36	25	1	65	356
Total	135	240	8	0	383	74	110	142	0	326	71	299	56	0	426	7	122	75	1	205	1340
02:00 PM	32	70	1	0	103	14	33	43	0	90	25	64	16	0	105	2	26	17	0	45	343
02:15 PM	39	60	4	0	103	29	29	52	0	110	19	106	16	0	141	4	30	24	1	59	413
02:30 PM	30	69	3	0	102	24	43	55	0	122	29	92	13	0	134	2	31	25	0	58	416
02:45 PM	53	76	3	0	132	20	25	23	0	68	18	86	17	0	121	1	15	15	0	31	352
Total	154	275	11	0	440	87	130	173	0	390	91	348	62	0	501	9	102	81	1	193	1524
03:00 PM	49	72	5	0	126	27	31	39	0	97	23	92	21	0	136	3	45	37	0	85	444
03:15 PM	50	110	3	0	163	21	48	56	0	125	37	129	21	0	187	2	27	27	0	56	531
03:30 PM	42	118	3	0	163	28	44	61	0	133	26	125	20	0	171	3	29	24	0	56	523
03:45 PM	56	102	4	0	162	16	52	38	0	106	26	121	22	0	169	2	47	31	0	80	517
Total	197	402	15	0	614	92	175	194	0	461	112	467	84	0	663	10	148	119	0	277	2015

# Cummins Consulting Services, LLC

138 Mahin Trail, Versailles, KY 40383

859-361-2589

"simplifying Data Collection since 2004"

File Name : 1\_River\_Road\_at\_Galbraith\_Road\_10042023

Site Code : Wed

Start Date : 10/4/2023

Page No : 2

Groups Printed- Cars - Buses - Trucks - Pedestrians

Start Time	Ridge Road From North					E Galbraith Road From East					Ridge Road From South					E Galbraith Road From West					Int. Total
	Left	Thru	Right	Peds	App. Total	Left	Thru	Right	Peds	App. Total	Left	Thru	Right	Peds	App. Total	Left	Thru	Right	Peds	App. Total	
04:00 PM	42	130	6	0	178	28	36	56	0	120	34	140	20	0	194	4	36	31	0	71	563
04:15 PM	63	126	6	0	195	27	36	52	0	115	32	126	20	0	178	3	32	41	0	76	564
04:30 PM	53	128	4	0	185	22	31	43	0	96	31	140	20	0	191	4	35	27	0	66	538
04:45 PM	51	152	3	0	206	20	45	40	0	105	25	149	19	0	193	4	26	38	0	68	572
Total	209	536	19	0	764	97	148	191	0	436	122	555	79	0	756	15	129	137	0	281	2237
05:00 PM	47	154	7	0	208	24	43	45	0	112	42	127	18	0	187	1	41	37	0	79	586
05:15 PM	56	161	9	0	226	30	45	62	0	137	31	139	25	0	195	1	27	32	0	60	618
05:30 PM	56	158	2	0	216	26	42	55	0	123	29	127	23	0	179	1	26	29	0	56	574
05:45 PM	62	182	4	0	248	21	36	51	0	108	24	92	28	0	144	1	34	26	0	61	561
Total	221	655	22	0	898	101	166	213	0	480	126	485	94	0	705	4	128	124	0	256	2339
06:00 PM	42	128	2	0	172	24	41	46	0	111	20	137	16	0	173	2	24	17	0	43	499
06:15 PM	36	118	5	0	159	22	31	28	0	81	24	91	19	0	134	2	29	16	0	47	421
06:30 PM	41	110	4	0	155	16	27	35	0	78	24	88	15	0	127	3	36	9	0	48	408
06:45 PM	28	90	0	1	119	20	34	41	0	95	23	79	14	0	116	0	23	17	0	40	370
Total	147	446	11	1	605	82	133	150	0	365	91	395	64	0	550	7	112	59	0	178	1698
Grand Total	1845	4530	137	1	6513	913	1643	1826	0	4382	1234	4332	786	2	6354	113	1319	1033	2	2467	19716
Apprch %	28.3	69.6	2.1	0		20.8	37.5	41.7	0		19.4	68.2	12.4	0		4.6	53.5	41.9	0.1		
Total %	9.4	23	0.7	0	33	4.6	8.3	9.3	0	22.2	6.3	22	4	0	32.2	0.6	6.7	5.2	0	12.5	
Cars	1815	4466	133	0	6414	906	1622	1786	0	4314	1205	4274	773	0	6252	107	1289	1012	0	2408	19388
% Cars	98.4	98.6	97.1	0	98.5	99.2	98.7	97.8	0	98.4	97.6	98.7	98.3	0	98.4	94.7	97.7	98	0	97.6	98.3
Buses	11	6	2	0	19	2	6	8	0	16	14	5	1	0	20	2	8	6	0	16	71
% Buses	0.6	0.1	1.5	0	0.3	0.2	0.4	0.4	0	0.4	1.1	0.1	0.1	0	0.3	1.8	0.6	0.6	0	0.6	0.4
Trucks	19	58	2	0	79	5	15	32	0	52	15	53	12	0	80	4	22	15	0	41	252
% Trucks	1	1.3	1.5	0	1.2	0.5	0.9	1.8	0	1.2	1.2	1.2	1.5	0	1.3	3.5	1.7	1.5	0	1.7	1.3
Pedestrians	0	0	0	1	1	0	0	0	0	0	0	0	0	2	2	0	0	0	2	2	5
% Pedestrians	0	0	0	100	0	0	0	0	0	0	0	0	0	100	0	0	0	0	100	0.1	0

# Cummins Consulting Services, LLC

138 Mahin Trail, Versailles, KY 40383

859-361-2589

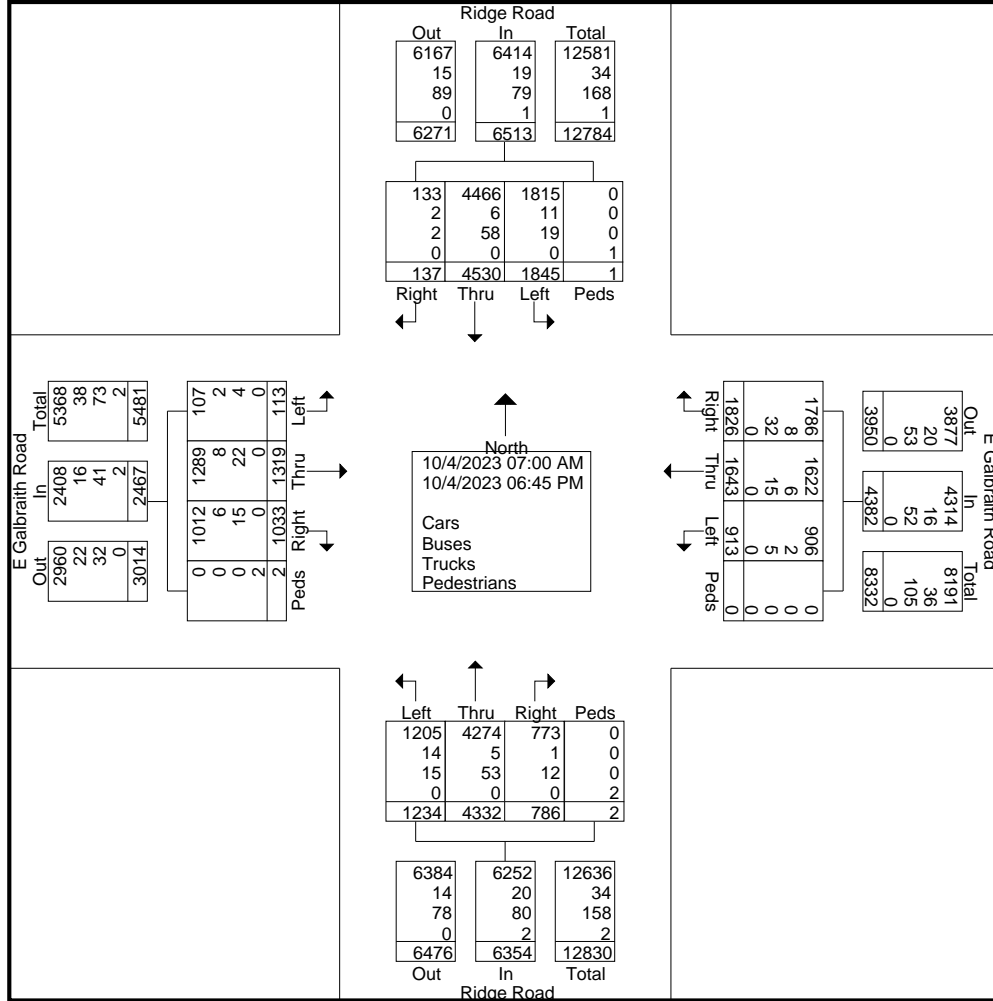
"simplifying Data Collection since 2004"

File Name : 1\_River\_Road\_at\_Galbraith\_Road\_10042023

Site Code : Wed

Start Date : 10/4/2023

Page No : 3



# Cummins Consulting Services, LLC

138 Mahin Trail, Versailles, KY 40383

859-361-2589

"simplifying Data Collection since 2004"

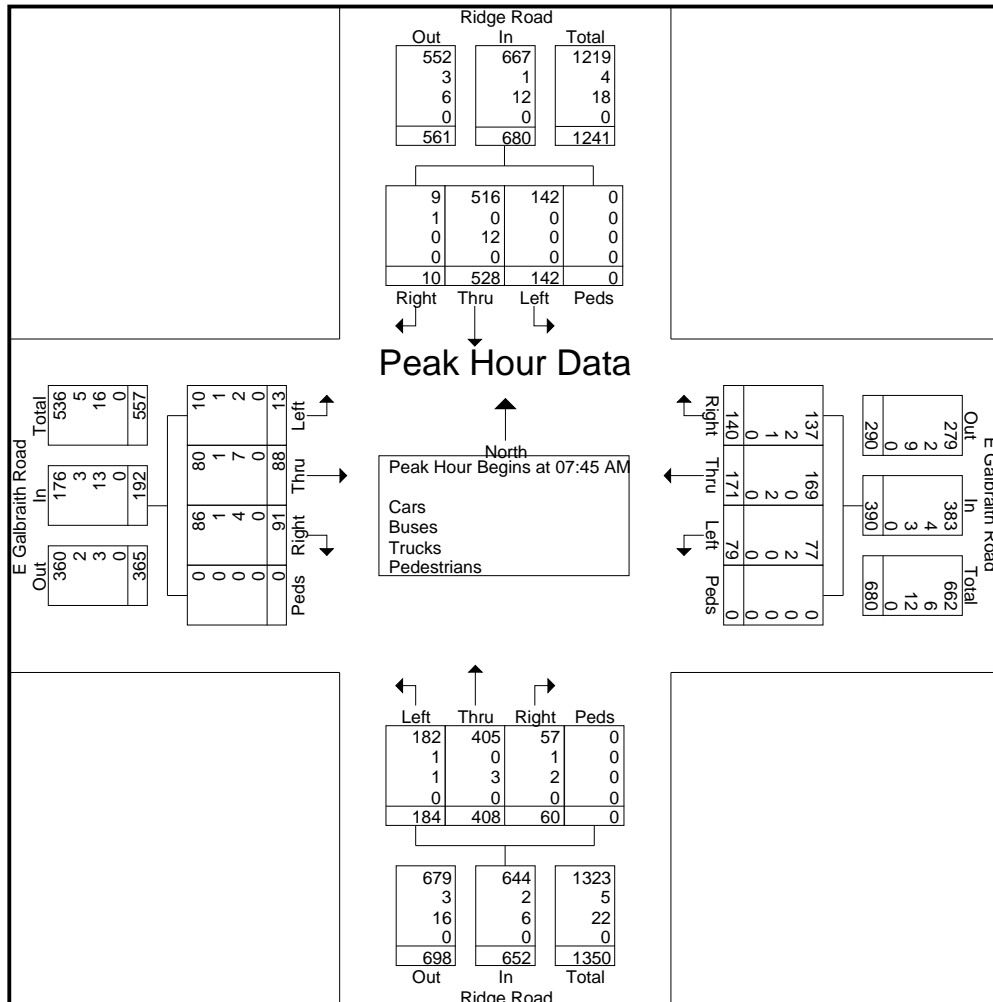
File Name : 1\_River\_Road\_at\_Galbraith\_Road\_10042023

Site Code : Wed

Start Date : 10/4/2023

Page No : 4

Start Time	Ridge Road From North					E Galbraith Road From East					Ridge Road From South					E Galbraith Road From West					Int. Total
	Left	Thru	Right	Peds	App. Total	Left	Thru	Right	Peds	App. Total	Left	Thru	Right	Peds	App. Total	Left	Thru	Right	Peds	App. Total	
Peak Hour Analysis From 07:00 AM to 10:45 AM - Peak 1 of 1																					
Peak Hour for Entire Intersection Begins at 07:45 AM																					
07:45 AM	37	119	3	0	159	16	41	49	0	106	39	131	15	0	185	6	23	26	0	55	505
08:00 AM	33	137	3	0	173	22	51	31	0	104	52	107	20	0	179	3	21	27	0	51	507
08:15 AM	30	131	2	0	163	23	48	32	0	103	49	80	15	0	144	2	23	15	0	40	450
08:30 AM	42	141	2	0	185	18	31	28	0	77	44	90	10	0	144	2	21	23	0	46	452
Total Volume	142	528	10	0	680	79	171	140	0	390	184	408	60	0	652	13	88	91	0	192	1914
% App. Total	20.9	77.6	1.5	0		20.3	43.8	35.9	0		28.2	62.6	9.2	0		6.8	45.8	47.4	0		
PHF	.845	.936	.833	.000	.919	.859	.838	.714	.000	.920	.885	.779	.750	.000	.881	.542	.957	.843	.000	.873	.944
Cars	142	516	9	0	667	77	169	137	0	383	182	405	57	0	644	10	80	86	0	176	1870
% Cars	100	97.7	90.0	0	98.1	97.5	98.8	97.9	0	98.2	98.9	99.3	95.0	0	98.8	76.9	90.9	94.5	0	91.7	97.7
Buses	0	0	1	0	1	2	0	2	0	4	1	0	1	0	2	1	1	1	0	3	10
% Buses	0	0	10.0	0	0.1	2.5	0	1.4	0	1.0	0.5	0	1.7	0	0.3	7.7	1.1	1.1	0	1.6	0.5
Trucks	0	12	0	0	12	0	2	1	0	3	1	3	2	0	6	2	7	4	0	13	34
% Trucks	0	2.3	0	0	1.8	0	1.2	0.7	0	0.8	0.5	0.7	3.3	0	0.9	15.4	8.0	4.4	0	6.8	1.8
Pedestrians	0	0	0	0	0	0	0	0	0	0	0	0	0	0	0	0	0	0	0	0	0
% Pedestrians	0	0	0	0	0	0	0	0	0	0	0	0	0	0	0	0	0	0	0	0	0



# Cummins Consulting Services, LLC

138 Mahin Trail, Versailles, KY 40383

859-361-2589

"simplifying Data Collection since 2004"

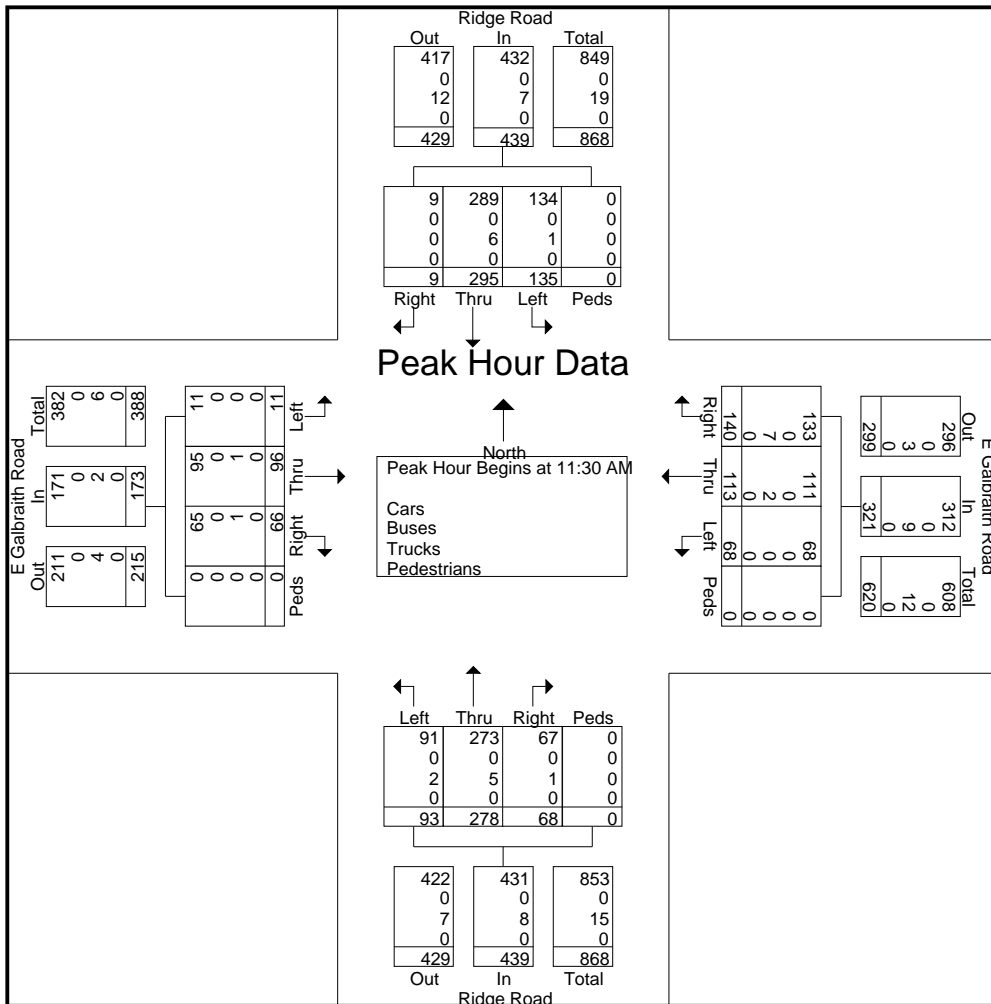
File Name : 1\_River\_Road\_at\_Galbraith\_Road\_10042023

Site Code : Wed

Start Date : 10/4/2023

Page No : 5

Start Time	Ridge Road From North					E Galbraith Road From East					Ridge Road From South					E Galbraith Road From West					Int. Total
	Left	Thru	Right	Peds	App. Total	Left	Thru	Right	Peds	App. Total	Left	Thru	Right	Peds	App. Total	Left	Thru	Right	Peds	App. Total	
Peak Hour Analysis From 11:00 AM to 01:45 PM - Peak 1 of 1																					
Peak Hour for Entire Intersection Begins at 11:30 AM																					
11:30 AM	27	78	3	0	108	16	24	28	0	68	23	74	24	0	121	6	19	10	0	35	332
11:45 AM	33	74	3	0	110	20	32	43	0	95	12	65	18	0	95	1	35	16	0	52	352
12:00 PM	42	66	2	0	110	16	19	29	0	64	24	61	10	0	95	3	23	23	0	49	318
12:15 PM	33	77	1	0	111	16	38	40	0	94	34	78	16	0	128	1	19	17	0	37	370
Total Volume	135	295	9	0	439	68	113	140	0	321	93	278	68	0	439	11	96	66	0	173	1372
% App. Total	30.8	67.2	2.1	0		21.2	35.2	43.6	0		21.2	63.3	15.5	0		6.4	55.5	38.2	0		
PHF	.804	.946	.750	.000	.989	.850	.743	.814	.000	.845	.684	.891	.708	.000	.857	.458	.686	.717	.000	.832	.927
Cars	134	289	9	0	432	68	111	133	0	312	91	273	67	0	431	11	95	65	0	171	1346
% Cars	99.3	98.0	100	0	98.4	100	98.2	95.0	0	97.2	97.8	98.2	98.5	0	98.2	100	99.0	98.5	0	98.8	98.1
Buses	0	0	0	0	0	0	0	0	0	0	0	0	0	0	0	0	0	0	0	0	0
% Buses	0	0	0	0	0	0	0	0	0	0	0	0	0	0	0	0	0	0	0	0	0
Trucks	1	6	0	0	7	0	2	7	0	9	2	5	1	0	8	0	1	1	0	2	26
% Trucks	0.7	2.0	0	0	1.6	0	1.8	5.0	0	2.8	2.2	1.8	1.5	0	1.8	0	1.0	1.5	0	1.2	1.9
Pedestrians	0	0	0	0	0	0	0	0	0	0	0	0	0	0	0	0	0	0	0	0	0
% Pedestrians	0	0	0	0	0	0	0	0	0	0	0	0	0	0	0	0	0	0	0	0	0



# Cummins Consulting Services, LLC

138 Mahin Trail, Versailles, KY 40383

859-361-2589

"simplifying Data Collection since 2004"

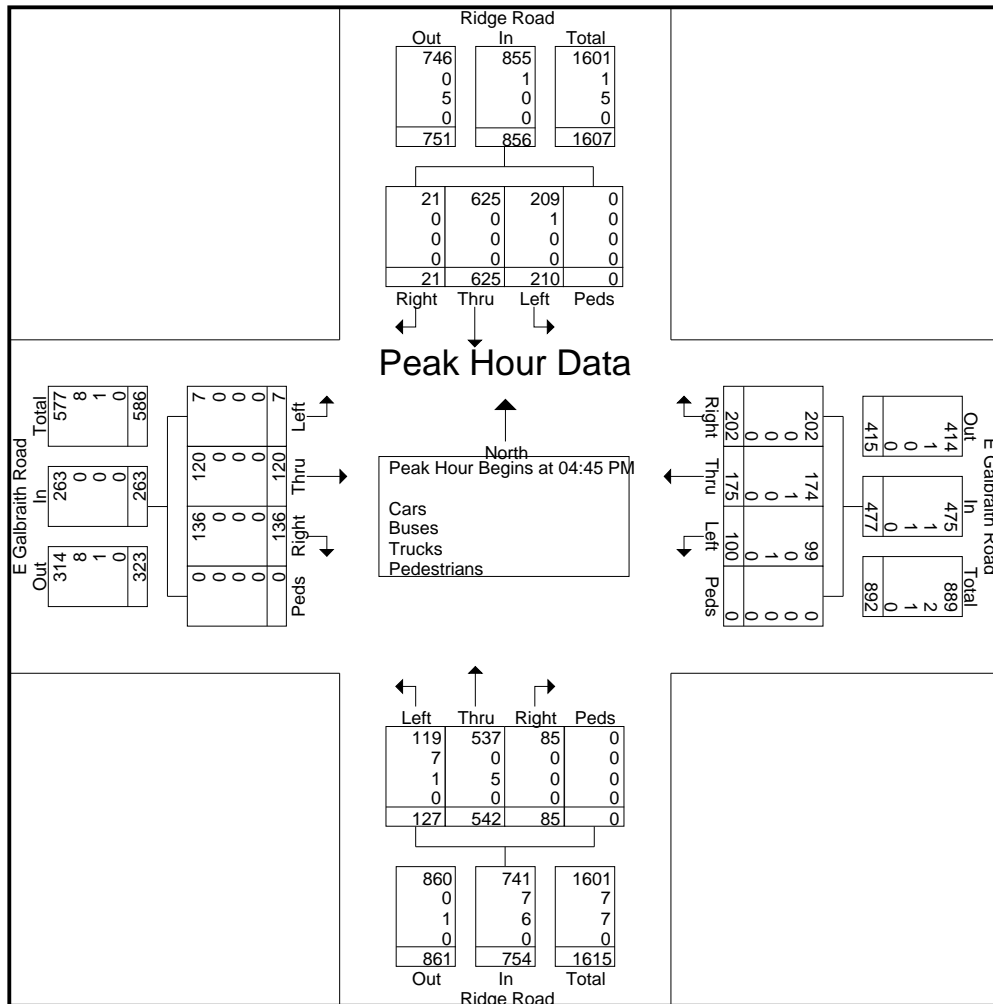
File Name : 1\_River\_Road\_at\_Galbraith\_Road\_10042023

Site Code : Wed

Start Date : 10/4/2023

Page No : 6

Start Time	Ridge Road From North					E Galbraith Road From East					Ridge Road From South					E Galbraith Road From West					Int. Total
	Left	Thru	Right	Peds	App. Total	Left	Thru	Right	Peds	App. Total	Left	Thru	Right	Peds	App. Total	Left	Thru	Right	Peds	App. Total	
Peak Hour Analysis From 02:00 PM to 06:45 PM - Peak 1 of 1																					
Peak Hour for Entire Intersection Begins at 04:45 PM																					
04:45 PM	51	152	3	0	206	20	45	40	0	105	25	149	19	0	193	4	26	38	0	68	572
05:00 PM	47	154	7	0	208	24	43	45	0	112	42	127	18	0	187	1	41	37	0	79	586
05:15 PM	56	161	9	0	226	30	45	62	0	137	31	139	25	0	195	1	27	32	0	60	618
05:30 PM	56	158	2	0	216	26	42	55	0	123	29	127	23	0	179	1	26	29	0	56	574
Total Volume	210	625	21	0	856	100	175	202	0	477	127	542	85	0	754	7	120	136	0	263	2350
% App. Total	24.5	73	2.5	0		21	36.7	42.3	0		16.8	71.9	11.3	0		2.7	45.6	51.7	0		
PHF	.938	.970	.583	.000	.947	.833	.972	.815	.000	.870	.756	.909	.850	.000	.967	.438	.732	.895	.000	.832	.951
Cars	209	625	21	0	855	99	174	202	0	475	119	537	85	0	741	7	120	136	0	263	2334
% Cars	99.5	100	100	0	99.9	99.0	99.4	100	0	99.6	93.7	99.1	100	0	98.3	100	100	100	0	100	99.3
Buses	1	0	0	0	1	0	1	0	0	1	7	0	0	0	7	0	0	0	0	0	9
% Buses	0.5	0	0	0	0.1	0	0.6	0	0	0.2	5.5	0	0	0	0.9	0	0	0	0	0	0.4
Trucks	0	0	0	0	0	1	0	0	0	1	1	5	0	0	6	0	0	0	0	0	7
% Trucks	0	0	0	0	0	1.0	0	0	0	0.2	0.8	0.9	0	0	0.8	0	0	0	0	0	0.3
Pedestrians	0	0	0	0	0	0	0	0	0	0	0	0	0	0	0	0	0	0	0	0	0
% Pedestrians	0	0	0	0	0	0	0	0	0	0	0	0	0	0	0	0	0	0	0	0	0



# Cummins Consulting Services, LLC

138 Mahin Trail, Versailles, KY 40383

859-361-2589

"simplifying Data Collection since 2004"

File Name : 1\_River\_Road\_at\_Galbraith\_Road\_10052023

Site Code : Thursday

Start Date : 10/5/2023

Page No : 1

Cloudy  
Schools in Session  
8GZ

## Groups Printed- Cars - Buses - Trucks

Start Time	Ridge Road From North					E Galbraith Road From East					Ridge Road From South					E Galbraith Road From West					Int. Total
	Left	Thru	Right	Peds	App. Total	Left	Thru	Right	Peds	App. Total	Left	Thru	Right	Peds	App. Total	Left	Thru	Right	Peds	App. Total	
07:00 AM	27	51	0	0	78	8	28	32	0	68	23	73	7	0	103	5	17	6	0	28	277
07:15 AM	36	92	5	0	133	21	47	26	0	94	46	92	10	0	148	2	20	19	0	41	416
07:30 AM	44	107	1	0	152	19	49	36	0	104	44	107	13	0	164	6	30	22	0	58	478
07:45 AM	45	94	4	0	143	19	41	47	0	107	44	135	19	0	198	2	26	26	0	54	502
Total	152	344	10	0	506	67	165	141	0	373	157	407	49	0	613	15	93	73	0	181	1673
08:00 AM	46	133	3	0	182	16	45	43	0	104	42	110	20	0	172	2	12	20	0	34	492
08:15 AM	30	127	3	0	160	16	33	33	0	82	26	93	15	0	134	2	24	18	0	44	420
08:30 AM	25	111	1	0	137	25	48	30	0	103	41	87	11	0	139	1	19	15	0	35	414
08:45 AM	45	103	3	0	151	10	31	25	0	66	36	96	16	0	148	1	24	18	0	43	408
Total	146	474	10	0	630	67	157	131	0	355	145	386	62	0	593	6	79	71	0	156	1734
09:00 AM	38	82	0	0	120	12	18	19	0	49	32	93	15	0	140	1	18	14	0	33	342
09:15 AM	43	76	1	0	120	11	24	25	0	60	28	75	15	0	118	3	22	9	0	34	332
09:30 AM	36	66	2	0	104	9	31	40	0	80	25	63	14	0	102	0	22	24	0	46	332
09:45 AM	27	53	2	0	82	16	24	42	0	82	26	47	16	0	89	4	36	19	0	59	312
Total	144	277	5	0	426	48	97	126	0	271	111	278	60	0	449	8	98	66	0	172	1318
10:00 AM	36	53	2	0	91	15	31	29	0	75	20	58	12	0	90	0	24	16	0	40	296
10:15 AM	28	50	2	0	80	15	20	31	0	66	23	65	12	0	100	1	34	16	0	51	297
10:30 AM	28	60	2	0	90	14	18	33	0	65	14	68	18	0	100	2	20	9	0	31	286
10:45 AM	32	67	2	0	101	16	24	25	0	65	16	63	17	0	96	0	31	19	0	50	312
Total	124	230	8	0	362	60	93	118	0	271	73	254	59	0	386	3	109	60	0	172	1191
11:00 AM	30	53	0	0	83	16	20	34	0	70	16	54	18	0	88	2	23	18	0	43	284
11:15 AM	37	63	1	0	101	1	37	35	0	73	22	55	15	0	92	0	18	11	0	29	295
11:30 AM	23	65	0	0	88	14	23	32	0	69	7	66	14	0	87	2	23	23	0	48	292
11:45 AM	37	64	2	0	103	21	23	30	0	74	22	74	10	0	106	0	26	26	0	52	335
Total	127	245	3	0	375	52	103	131	0	286	67	249	57	0	373	4	90	78	0	172	1206
12:00 PM	48	70	3	0	121	15	32	36	0	83	17	79	19	0	115	4	29	19	0	52	371
12:15 PM	34	64	4	0	102	15	33	39	0	87	11	57	16	0	84	5	25	24	0	54	327
12:30 PM	38	55	3	0	96	26	43	37	0	106	31	67	12	0	110	1	25	20	0	46	358
12:45 PM	29	81	5	0	115	22	28	36	0	86	22	76	18	0	116	0	23	14	0	37	354
Total	149	270	15	0	434	78	136	148	0	362	81	279	65	0	425	10	102	77	0	189	1410
01:00 PM	27	53	2	0	82	11	32	35	0	78	23	52	20	0	95	3	29	19	0	51	306
01:15 PM	31	65	5	0	101	13	33	34	0	80	26	72	17	0	115	2	27	15	0	44	340
01:30 PM	49	71	1	0	121	13	33	44	0	90	19	76	18	0	113	4	30	12	0	46	370
01:45 PM	34	67	2	0	103	15	38	42	0	95	28	73	17	0	118	1	32	19	0	52	368
Total	141	256	10	0	407	52	136	155	0	343	96	273	72	0	441	10	118	65	0	193	1384
02:00 PM	37	66	3	0	106	21	45	33	0	99	21	67	16	0	104	4	44	30	0	78	387
02:15 PM	41	62	8	0	111	21	38	49	0	108	21	86	16	0	123	3	15	19	0	37	379
02:30 PM	44	81	1	0	126	14	33	42	0	89	21	84	18	0	123	1	42	30	0	73	411
02:45 PM	49	98	7	0	154	10	29	42	0	81	27	71	18	0	116	4	37	21	0	62	413
Total	171	307	19	0	497	66	145	166	0	377	90	308	68	0	466	12	138	100	0	250	1590
03:00 PM	48	95	2	0	145	24	37	42	0	103	26	84	22	0	132	2	38	19	0	59	439
03:15 PM	50	110	5	0	165	24	60	56	0	140	30	100	19	0	149	0	34	24	0	58	512
03:30 PM	51	108	4	0	163	19	39	66	0	124	30	113	23	0	166	2	22	26	0	50	503
03:45 PM	50	95	8	0	153	22	45	61	0	128	28	109	18	0	155	1	49	31	0	81	517
Total	199	408	19	0	626	89	181	225	0	495	114	406	82	0	602	5	143	100	0	248	1971

# Cummins Consulting Services, LLC

138 Mahin Trail, Versailles, KY 40383

859-361-2589

"simplifying Data Collection since 2004"

File Name : 1\_River\_Road\_at\_Galbraith\_Road\_10052023

Site Code : Thursday

Start Date : 10/5/2023

Page No : 2

Groups Printed- Cars - Buses - Trucks

Start Time	Ridge Road From North					E Galbraith Road From East					Ridge Road From South					E Galbraith Road From West					Int. Total
	Left	Thru	Right	Peds	App. Total	Left	Thru	Right	Peds	App. Total	Left	Thru	Right	Peds	App. Total	Left	Thru	Right	Peds	App. Total	
04:00 PM	42	98	5	0	145	18	33	49	0	100	29	128	14	0	171	5	32	26	0	63	479
04:15 PM	39	122	10	0	171	23	37	66	0	126	28	111	12	0	151	2	36	26	0	64	512
04:30 PM	89	66	16	0	171	19	50	70	0	139	8	22	20	0	50	5	49	17	0	71	431
04:45 PM	73	63	6	0	142	15	49	61	0	125	11	101	10	0	122	2	36	21	0	59	448
Total	243	349	37	0	629	75	169	246	0	490	76	362	56	0	494	14	153	90	0	257	1870
05:00 PM	79	109	13	0	201	16	48	62	0	126	21	69	15	0	105	1	49	13	0	63	495
05:15 PM	60	137	7	0	204	27	44	60	0	131	30	130	19	0	179	9	30	32	0	71	585
05:30 PM	57	162	5	0	224	25	53	52	0	130	20	125	21	0	166	3	36	37	0	76	596
05:45 PM	44	148	2	0	194	19	31	50	0	100	27	92	13	0	132	2	41	32	0	75	501
Total	240	556	27	0	823	87	176	224	0	487	98	416	68	0	582	15	156	114	0	285	2177
06:00 PM	57	122	3	0	182	22	33	35	0	90	30	85	15	0	130	1	34	19	0	54	456
06:15 PM	66	111	4	0	181	17	27	41	0	85	21	91	21	0	133	1	29	25	0	55	454
06:30 PM	43	98	0	0	141	15	33	30	0	78	26	61	9	0	96	2	29	25	0	56	371
06:45 PM	24	81	2	0	107	14	39	27	0	80	16	69	14	0	99	0	34	10	0	44	330
Total	190	412	9	0	611	68	132	133	0	333	93	306	59	0	458	4	126	79	0	209	1611
Grand Total	2026	4128	172	0	6326	809	1690	1944	0	4443	1201	3924	757	0	5882	106	1405	973	0	2484	19135
Apprch %	32	65.3	2.7	0		18.2	38	43.8	0		20.4	66.7	12.9	0		4.3	56.6	39.2	0		
Total %	10.6	21.6	0.9	0	33.1	4.2	8.8	10.2	0	23.2	6.3	20.5	4	0	30.7	0.6	7.3	5.1	0	13	
Cars	1981	4080	168	0	6229	798	1659	1893	0	4350	1177	3881	746	0	5804	99	1387	949	0	2435	18818
% Cars	97.8	98.8	97.7	0	98.5	98.6	98.2	97.4	0	97.9	98	98.9	98.5	0	98.7	93.4	98.7	97.5	0	98	98.3
Buses	13	6	2	0	21	4	7	13	0	24	10	5	2	0	17	3	8	6	0	17	79
% Buses	0.6	0.1	1.2	0	0.3	0.5	0.4	0.7	0	0.5	0.8	0.1	0.3	0	0.3	2.8	0.6	0.6	0	0.7	0.4
Trucks	32	42	2	0	76	7	24	38	0	69	14	38	9	0	61	4	10	18	0	32	238
% Trucks	1.6	1	1.2	0	1.2	0.9	1.4	2	0	1.6	1.2	1	1.2	0	1	3.8	0.7	1.8	0	1.3	1.2

# Cummins Consulting Services, LLC

138 Mahin Trail, Versailles, KY 40383

859-361-2589

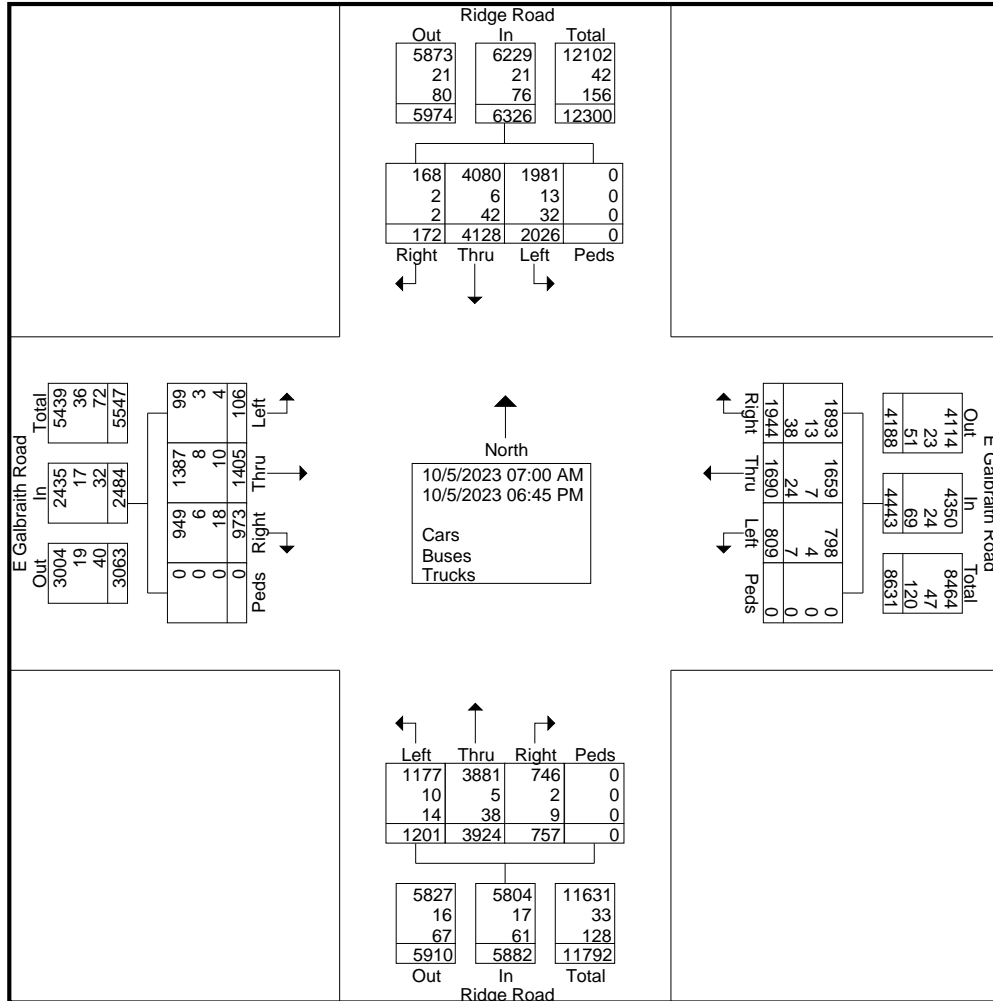
"simplifying Data Collection since 2004"

File Name : 1\_River\_Road\_at\_Galbraith\_Road\_10052023

Site Code : Thursday

Start Date : 10/5/2023

Page No : 3



# Cummins Consulting Services, LLC

138 Mahin Trail, Versailles, KY 40383

859-361-2589

"simplifying Data Collection since 2004"


File Name : 1\_River\_Road\_at\_Galbraith\_Road\_10052023

Site Code : Thursday

Start Date : 10/5/2023

Page No : 4

Start Time	Ridge Road From North					E Galbraith Road From East					Ridge Road From South					E Galbraith Road From West					Int. Total
	Left	Thru	Right	Peds	App. Total	Left	Thru	Right	Peds	App. Total	Left	Thru	Right	Peds	App. Total	Left	Thru	Right	Peds	App. Total	
Peak Hour Analysis From 07:00 AM to 10:45 AM - Peak 1 of 1																					
Peak Hour for Entire Intersection Begins at 07:30 AM																					
07:30 AM	44	107	1	0	152	19	49	36	0	104	44	107	13	0	164	6	30	22	0	58	478
07:45 AM	45	94	4	0	143	19	41	47	0	107	44	135	19	0	198	2	26	26	0	54	502
08:00 AM	46	133	3	0	182	16	45	43	0	104	42	110	20	0	172	2	12	20	0	34	492
08:15 AM	30	127	3	0	160	16	33	33	0	82	26	93	15	0	134	2	24	18	0	44	420
Total Volume	165	461	11	0	637	70	168	159	0	397	156	445	67	0	668	12	92	86	0	190	1892
% App. Total	25.9	72.4	1.7	0		17.6	42.3	40.1	0		23.4	66.6	10	0		6.3	48.4	45.3	0		
PHF	.897	.867	.688	.000	.875	.921	.857	.846	.000	.928	.886	.824	.838	.000	.843	.500	.767	.827	.000	.819	.942
Cars	160	459	10	0	629	69	167	155	0	391	152	444	65	0	661	11	91	82	0	184	1865
% Cars	97.0	99.6	90.9	0	98.7	98.6	99.4	97.5	0	98.5	97.4	99.8	97.0	0	99.0	91.7	98.9	95.3	0	96.8	98.6
Buses	2	1	1	0	4	1	0	2	0	3	2	0	1	0	3	1	0	0	0	1	11
% Buses	1.2	0.2	9.1	0	0.6	1.4	0	1.3	0	0.8	1.3	0	1.5	0	0.4	8.3	0	0	0	0.5	0.6
Trucks	3	1	0	0	4	0	1	2	0	3	2	1	1	0	4	0	1	4	0	5	16
% Trucks	1.8	0.2	0	0	0.6	0	0.6	1.3	0	0.8	1.3	0.2	1.5	0	0.6	0	1.1	4.7	0	2.6	0.8



# Cummins Consulting Services, LLC

138 Mahin Trail, Versailles, KY 40383

859-361-2589

"simplifying Data Collection since 2004"

File Name : 1\_River\_Road\_at\_Galbraith\_Road\_10052023

Site Code : Thursday

Start Date : 10/5/2023

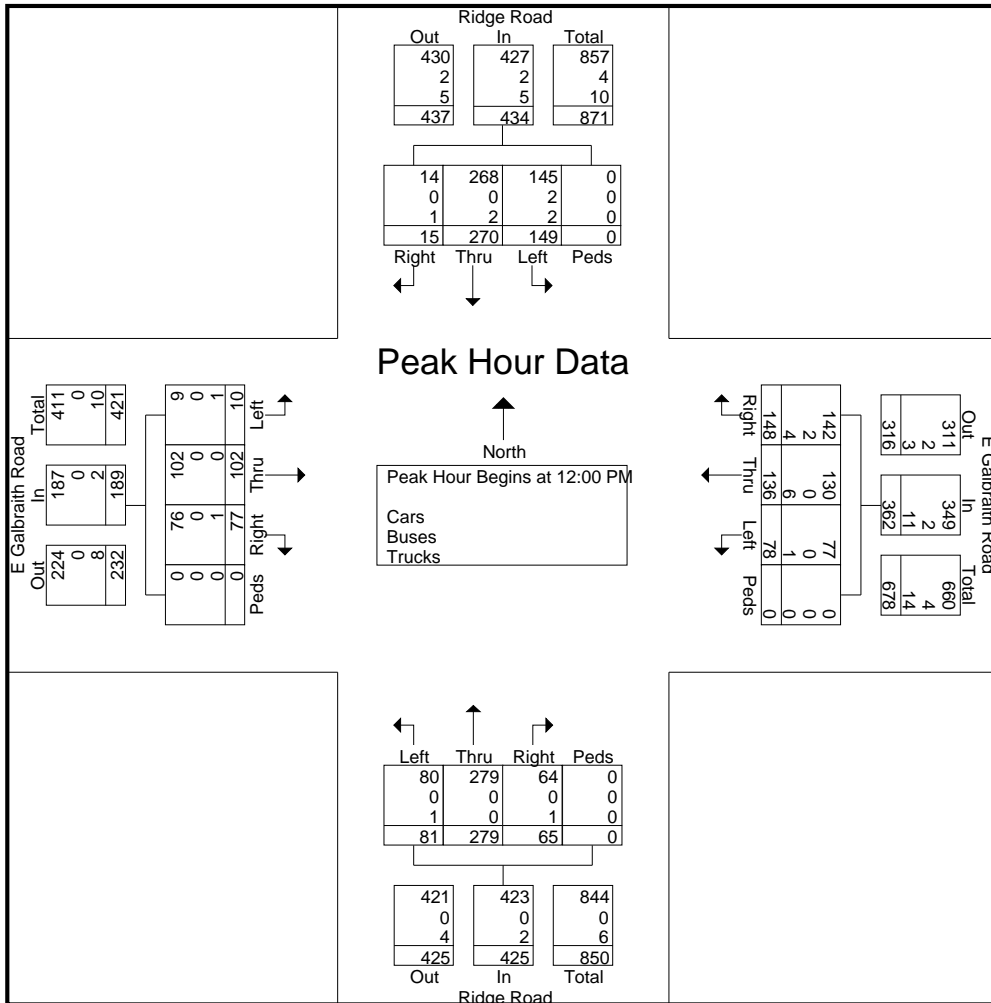
Page No : 5

Start Time	Ridge Road From North					E Galbraith Road From East					Ridge Road From South					E Galbraith Road From West					Int. Total
	Left	Thru	Right	Peds	App. Total	Left	Thru	Right	Peds	App. Total	Left	Thru	Right	Peds	App. Total	Left	Thru	Right	Peds	App. Total	

Peak Hour Analysis From 11:00 AM to 01:45 PM - Peak 1 of 1

Peak Hour for Entire Intersection Begins at 12:00 PM

12:00 PM	48	70	3	0	121	15	32	36	0	83	17	79	19	0	115	4	29	19	0	52	371
12:15 PM	34	64	4	0	102	15	33	39	0	87	11	57	16	0	84	5	25	24	0	54	327
12:30 PM	38	55	3	0	96	26	43	37	0	106	31	67	12	0	110	1	25	20	0	46	358
12:45 PM	29	81	5	0	115	22	28	36	0	86	22	76	18	0	116	0	23	14	0	37	354
Total Volume	149	270	15	0	434	78	136	148	0	362	81	279	65	0	425	10	102	77	0	189	1410
% App. Total	34.3	62.2	3.5	0		21.5	37.6	40.9	0		19.1	65.6	15.3	0		5.3	54	40.7	0		
PHF	.776	.833	.750	.000	.897	.750	.791	.949	.000	.854	.653	.883	.855	.000	.916	.500	.879	.802	.000	.875	.950
Cars	145	268	14	0	427	77	130	142	0	349	80	279	64	0	423	9	102	76	0	187	1386
% Cars	97.3	99.3	93.3	0	98.4	98.7	95.6	95.9	0	96.4	98.8	100	98.5	0	99.5	90.0	100	98.7	0	98.9	98.3
Buses	2	0	0	0	2	0	0	2	0	2	0	0	0	0	0	0	0	0	0	0	4
% Buses	1.3	0	0	0	0.5	0	0	1.4	0	0.6	0	0	0	0	0	0	0	0	0	0	0.3
Trucks	2	2	1	0	5	1	6	4	0	11	1	0	1	0	2	1	0	1	0	2	20
% Trucks	1.3	0.7	6.7	0	1.2	1.3	4.4	2.7	0	3.0	1.2	0	1.5	0	0.5	10.0	0	1.3	0	1.1	1.4



# Cummins Consulting Services, LLC

138 Mahin Trail, Versailles, KY 40383

859-361-2589

"simplifying Data Collection since 2004"

File Name : 1\_River\_Road\_at\_Galbraith\_Road\_10052023

Site Code : Thursday

Start Date : 10/5/2023

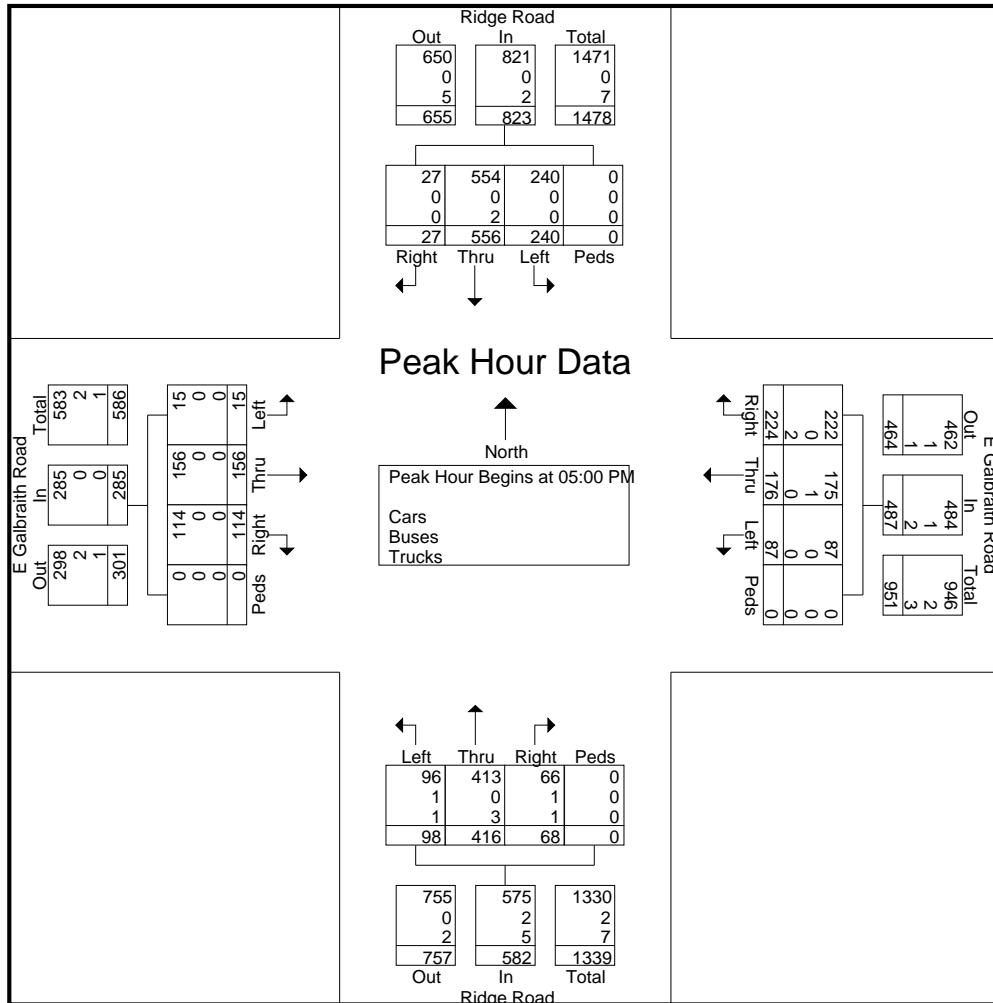
Page No : 6

Start Time	Ridge Road From North					E Galbraith Road From East					Ridge Road From South					E Galbraith Road From West					Int. Total
	Left	Thru	Right	Peds	App. Total	Left	Thru	Right	Peds	App. Total	Left	Thru	Right	Peds	App. Total	Left	Thru	Right	Peds	App. Total	

Peak Hour Analysis From 02:00 PM to 06:45 PM - Peak 1 of 1

Peak Hour for Entire Intersection Begins at 05:00 PM

05:00 PM	79	109	13	0	201	16	48	62	0	126	21	69	15	0	105	1	49	13	0	63	495
05:15 PM	60	137	7	0	204	27	44	60	0	131	30	130	19	0	179	9	30	32	0	71	585
05:30 PM	57	162	5	0	224	25	53	52	0	130	20	125	21	0	166	3	36	37	0	76	596
05:45 PM	44	148	2	0	194	19	31	50	0	100	27	92	13	0	132	2	41	32	0	75	501
Total Volume	240	556	27	0	823	87	176	224	0	487	98	416	68	0	582	15	156	114	0	285	2177
% App. Total	29.2	67.6	3.3	0		17.9	36.1	46	0		16.8	71.5	11.7	0		5.3	54.7	40	0		
PHF	.759	.858	.519	.000	.919	.806	.830	.903	.000	.929	.817	.800	.810	.000	.813	.417	.796	.770	.000	.938	.913
Cars	240	554	27	0	821	87	175	222	0	484	96	413	66	0	575	15	156	114	0	285	2165
% Cars	100	99.6	100	0	99.8	100	99.4	99.1	0	99.4	98.0	99.3	97.1	0	98.8	100	100	100	0	100	99.4
Buses	0	0	0	0	0	0	1	0	0	1	1	0	1	0	2	0	0	0	0	0	3
% Buses	0	0	0	0	0	0	0.6	0	0	0.2	1.0	0	1.5	0	0.3	0	0	0	0	0	0.1
Trucks	0	2	0	0	2	0	0	2	0	2	1	3	1	0	5	0	0	0	0	0	9
% Trucks	0	0.4	0	0	0.2	0	0	0.9	0	0.4	1.0	0.7	1.5	0	0.9	0	0	0	0	0	0.4



# Cummins Consulting Services, LLC

138 Mahin Trail, Versailles, KY 40383

859-361-2589

"simplifying Data Collection since 2004"

File Name : 2\_River\_Road\_at\_Fairhaven\_Lane\_10032023

Site Code : Tuesday

Start Date : 10/3/2023

Page No : 1

Cloudy  
Schools in Session  
8HL

## Groups Printed- Cars - Buses - Trucks - Pedestrians

Start Time	Ridge Road From North					Fairhaven Lane From East					Ridge Road From South					From West					Int. Total
	Left	Thru	Right	Peds	App. Total	Left	Thru	Right	Peds	App. Total	Left	Thru	Right	Peds	App. Total	Left	Thru	Right	Peds	App. Total	
07:00 AM	0	92	0	0	92	7	0	0	0	7	0	136	0	0	136	0	0	0	0	0	235
07:15 AM	0	106	0	0	106	6	0	0	0	6	0	125	2	0	127	0	0	0	0	0	239
07:30 AM	0	163	0	0	163	2	0	1	0	3	0	166	1	0	167	0	0	0	0	0	333
07:45 AM	1	155	0	1	157	1	0	1	0	2	0	200	1	0	201	0	0	0	0	0	360
Total	1	516	0	1	518	16	0	2	0	18	0	627	4	0	631	0	0	0	0	0	1167
08:00 AM	1	160	0	1	162	2	0	1	0	3	0	162	3	0	165	0	0	0	0	0	330
08:15 AM	0	178	0	0	178	0	0	1	0	1	0	153	0	0	153	0	0	0	0	0	332
08:30 AM	0	165	0	0	165	1	0	1	0	2	0	149	6	0	155	0	0	0	0	0	322
08:45 AM	0	149	0	0	149	2	0	1	0	3	0	132	2	0	134	0	0	0	0	0	286
Total	1	652	0	1	654	5	0	4	0	9	0	596	11	0	607	0	0	0	0	0	1270
09:00 AM	0	115	0	0	115	1	0	1	0	2	0	108	2	0	110	0	0	0	0	0	227
09:15 AM	2	103	0	0	105	1	0	1	0	2	0	111	1	0	112	0	0	0	0	0	219
09:30 AM	3	106	0	0	109	1	0	1	0	2	0	94	1	0	95	0	0	0	0	0	206
09:45 AM	1	87	0	0	88	1	0	0	0	1	0	89	3	0	92	0	0	0	0	0	181
Total	6	411	0	0	417	4	0	3	0	7	0	402	7	0	409	0	0	0	0	0	833
10:00 AM	0	94	0	0	94	4	0	2	0	6	0	96	2	0	98	0	0	0	0	0	198
10:15 AM	1	76	0	0	77	0	0	3	0	3	0	98	2	0	100	0	0	0	0	0	180
10:30 AM	2	81	0	0	83	1	0	2	0	3	0	92	2	0	94	0	0	0	0	0	180
10:45 AM	3	80	0	0	83	1	0	0	0	1	0	95	0	0	95	0	0	0	0	0	179
Total	6	331	0	0	337	6	0	7	0	13	0	381	6	0	387	0	0	0	0	0	737
11:00 AM	1	75	0	0	76	2	0	2	0	4	0	98	1	0	99	0	0	0	0	0	179
11:15 AM	0	89	0	0	89	2	0	1	0	3	0	93	2	0	95	0	0	0	0	0	187
11:30 AM	0	92	0	0	92	1	0	1	0	2	0	102	1	0	103	0	0	0	0	0	197
11:45 AM	2	109	0	0	111	1	0	3	0	4	0	92	2	0	94	0	0	0	0	0	209
Total	3	365	0	0	368	6	0	7	0	13	0	385	6	0	391	0	0	0	0	0	772
12:00 PM	0	81	0	0	81	1	0	0	0	1	0	78	3	0	81	0	0	0	0	0	163
12:15 PM	2	99	0	0	101	1	0	3	0	4	0	118	5	0	123	0	0	0	0	0	228
12:30 PM	5	98	0	0	103	1	0	0	0	1	0	112	0	0	112	0	0	0	0	0	216
12:45 PM	0	95	0	0	95	1	0	3	0	4	0	81	1	0	82	0	0	0	0	0	181
Total	7	373	0	0	380	4	0	6	0	10	0	389	9	0	398	0	0	0	0	0	788
01:00 PM	1	90	0	1	92	2	0	0	0	2	0	83	0	0	83	0	0	0	0	0	177
01:15 PM	2	95	0	0	97	3	0	1	0	4	0	105	1	0	106	0	0	0	0	0	207
01:30 PM	3	94	0	0	97	3	0	2	0	5	0	96	3	0	99	0	0	0	0	0	201
01:45 PM	1	90	0	0	91	1	0	0	0	1	0	111	1	1	113	0	0	0	0	0	205
Total	7	369	0	1	377	9	0	3	0	12	0	395	5	1	401	0	0	0	0	0	790
02:00 PM	0	105	0	0	105	0	0	0	1	1	0	115	1	0	116	0	0	0	0	0	222
02:15 PM	1	101	0	0	102	0	0	0	0	0	0	118	1	0	119	0	0	0	0	0	221
02:30 PM	1	112	0	0	113	0	0	2	0	2	0	133	1	0	134	0	0	0	0	0	249
02:45 PM	1	130	0	0	131	1	0	2	0	3	0	116	0	0	116	0	0	0	0	0	250
Total	3	448	0	0	451	1	0	4	1	6	0	482	3	0	485	0	0	0	0	0	942
03:00 PM	1	151	0	0	152	1	0	2	0	3	0	153	0	0	153	0	0	0	0	0	308
03:15 PM	2	140	0	0	142	2	0	2	0	4	0	167	1	0	168	0	0	0	0	0	314
03:30 PM	1	165	0	0	166	0	0	0	0	0	0	161	3	0	164	0	0	0	0	0	330
03:45 PM	2	162	0	0	164	5	0	0	0	5	0	170	2	0	172	0	0	0	0	0	341
Total	6	618	0	0	624	8	0	4	0	12	0	651	6	0	657	0	0	0	0	0	1293



# Cummins Consulting Services, LLC

138 Mahin Trail, Versailles, KY 40383

859-361-2589

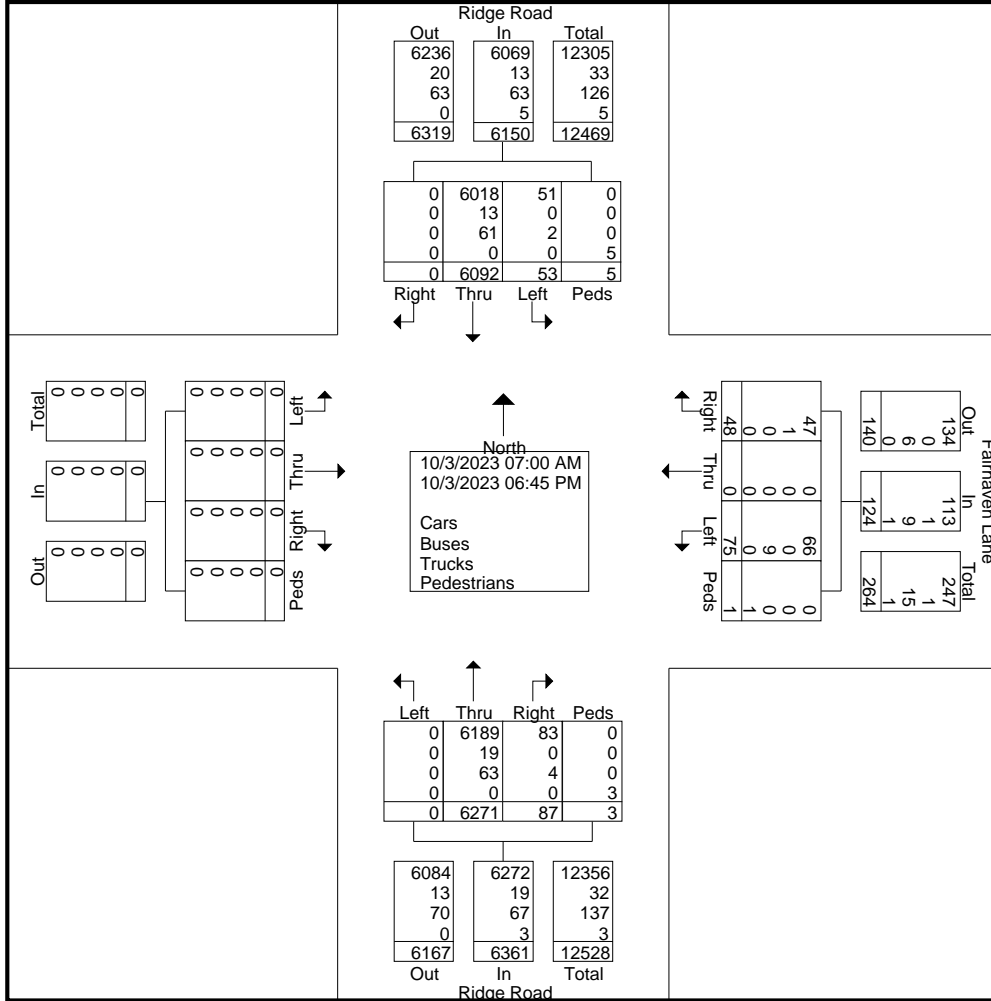
"simplifying Data Collection since 2004"

File Name : 2\_River\_Road\_at\_Fairhaven\_Lane\_10032023

Site Code : Tuesday

Start Date : 10/3/2023

Page No : 3



# Cummins Consulting Services, LLC

138 Mahin Trail, Versailles, KY 40383

859-361-2589

"simplifying Data Collection since 2004"

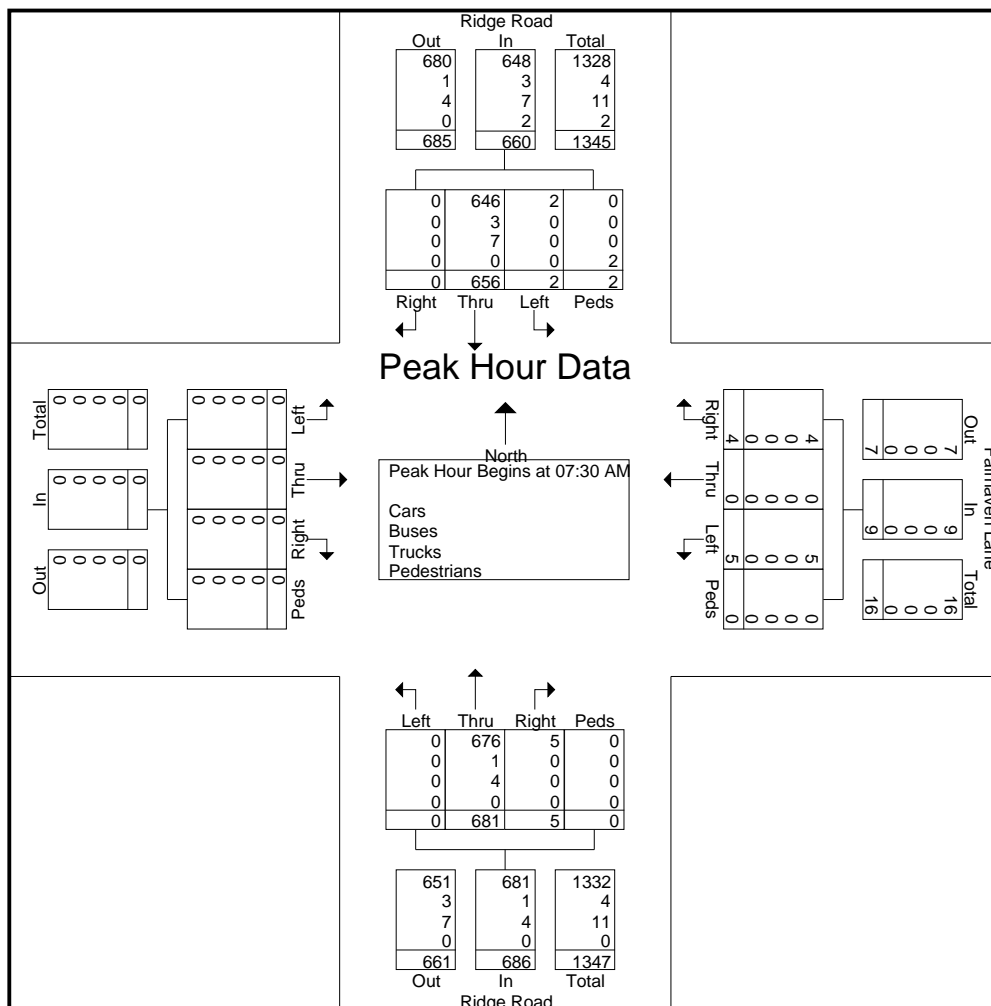
File Name : 2\_River\_Road\_at\_Fairhaven\_Lane\_10032023

Site Code : Tuesday

Start Date : 10/3/2023

Page No : 4

Start Time	Ridge Road From North					Fairhaven Lane From East					Ridge Road From South					From West					Int. Total
	Left	Thru	Right	Peds	App. Total	Left	Thru	Right	Peds	App. Total	Left	Thru	Right	Peds	App. Total	Left	Thru	Right	Peds	App. Total	
Peak Hour Analysis From 07:00 AM to 10:45 AM - Peak 1 of 1																					
Peak Hour for Entire Intersection Begins at 07:30 AM																					
07:30 AM	0	163	0	0	163	2	0	1	0	3	0	166	1	0	167	0	0	0	0	0	333
07:45 AM	1	155	0	1	157	1	0	1	0	2	0	200	1	0	201	0	0	0	0	0	360
08:00 AM	1	160	0	1	162	2	0	1	0	3	0	162	3	0	165	0	0	0	0	0	330
08:15 AM	0	178	0	0	178	0	0	1	0	1	0	153	0	0	153	0	0	0	0	0	332
Total Volume	2	656	0	2	660	5	0	4	0	9	0	681	5	0	686	0	0	0	0	0	1355
% App. Total	0.3	99.4	0	0.3		55.6	0	44.4	0		0	99.3	0.7	0		0	0	0	0	0	
PHF	.500	.921	.000	.500	.927	.625	.000	1.00	.000	.750	.000	.851	.417	.000	.853	.000	.000	.000	.000	.000	.941
Cars	2	646	0	0	648	5	0	4	0	9	0	676	5	0	681	0	0	0	0	0	1338
% Cars	100	98.5	0	0	98.2	100	0	100	0	100	0	99.3	100	0	99.3	0	0	0	0	0	98.7
Buses	0	3	0	0	3	0	0	0	0	0	0	1	0	0	1	0	0	0	0	0	4
% Buses	0	0.5	0	0	0.5	0	0	0	0	0	0	0.1	0	0	0.1	0	0	0	0	0	0.3
Trucks	0	7	0	0	7	0	0	0	0	0	0	4	0	0	4	0	0	0	0	0	11
% Trucks	0	1.1	0	0	1.1	0	0	0	0	0	0	0.6	0	0	0.6	0	0	0	0	0	0.8
Pedestrians	0	0	0	100	0.3	0	0	0	0	0	0	0	0	0	0	0	0	0	0	0	0.1
% Pedestrians	0	0	0	100	0.3	0	0	0	0	0	0	0	0	0	0	0	0	0	0	0	0.1



# Cummins Consulting Services, LLC

138 Mahin Trail, Versailles, KY 40383

859-361-2589

"simplifying Data Collection since 2004"

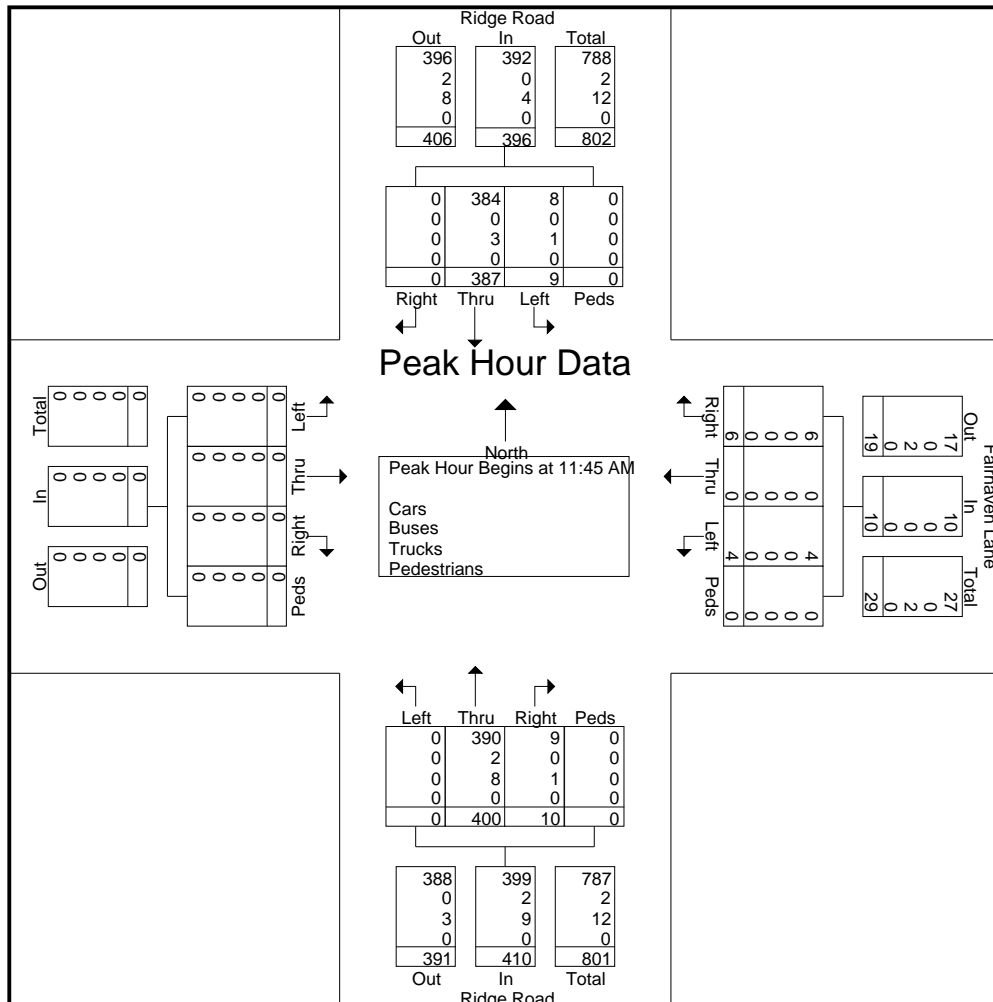
File Name : 2\_River\_Road\_at\_Fairhaven\_Lane\_10032023

Site Code : Tuesday

Start Date : 10/3/2023

Page No : 5

Start Time	Ridge Road From North					Fairhaven Lane From East					Ridge Road From South					From West					Int. Total
	Left	Thru	Right	Peds	App. Total	Left	Thru	Right	Peds	App. Total	Left	Thru	Right	Peds	App. Total	Left	Thru	Right	Peds	App. Total	
Peak Hour Analysis From 11:00 AM to 01:45 PM - Peak 1 of 1																					
Peak Hour for Entire Intersection Begins at 11:45 AM																					
11:45 AM	2	109	0	0	111	1	0	3	0	4	0	92	2	0	94	0	0	0	0	0	209
12:00 PM	0	81	0	0	81	1	0	0	0	1	0	78	3	0	81	0	0	0	0	0	163
12:15 PM	2	99	0	0	101	1	0	3	0	4	0	118	5	0	123	0	0	0	0	0	228
12:30 PM	5	98	0	0	103	1	0	0	0	1	0	112	0	0	112	0	0	0	0	0	216
Total Volume	9	387	0	0	396	4	0	6	0	10	0	400	10	0	410	0	0	0	0	0	816
% App. Total	2.3	97.7	0	0		40	0	60	0		0	97.6	2.4	0		0	0	0	0		
PHF	.450	.888	.000	.000	.892	1.000	.000	.500	.000	.625	.000	.847	.500	.000	.833	.000	.000	.000	.000	.000	.895
Cars	8	384	0	0	392	4	0	6	0	10	0	390	9	0	399	0	0	0	0	0	801
% Cars	88.9	99.2	0	0	99.0	100	0	100	0	100	0	97.5	90.0	0	97.3	0	0	0	0	0	98.2
Buses	0	0	0	0	0	0	0	0	0	0	0	2	0	0	2	0	0	0	0	0	2
% Buses	0	0	0	0	0	0	0	0	0	0	0	0.5	0	0	0.5	0	0	0	0	0	0.2
Trucks	1	3	0	0	4	0	0	0	0	0	0	8	1	0	9	0	0	0	0	0	13
% Trucks	11.1	0.8	0	0	1.0	0	0	0	0	0	0	2.0	10.0	0	2.2	0	0	0	0	0	1.6
Pedestrians	0	0	0	0	0	0	0	0	0	0	0	0	0	0	0	0	0	0	0	0	0
% Pedestrians	0	0	0	0	0	0	0	0	0	0	0	0	0	0	0	0	0	0	0	0	0



# Cummins Consulting Services, LLC

138 Mahin Trail, Versailles, KY 40383

859-361-2589

"simplifying Data Collection since 2004"

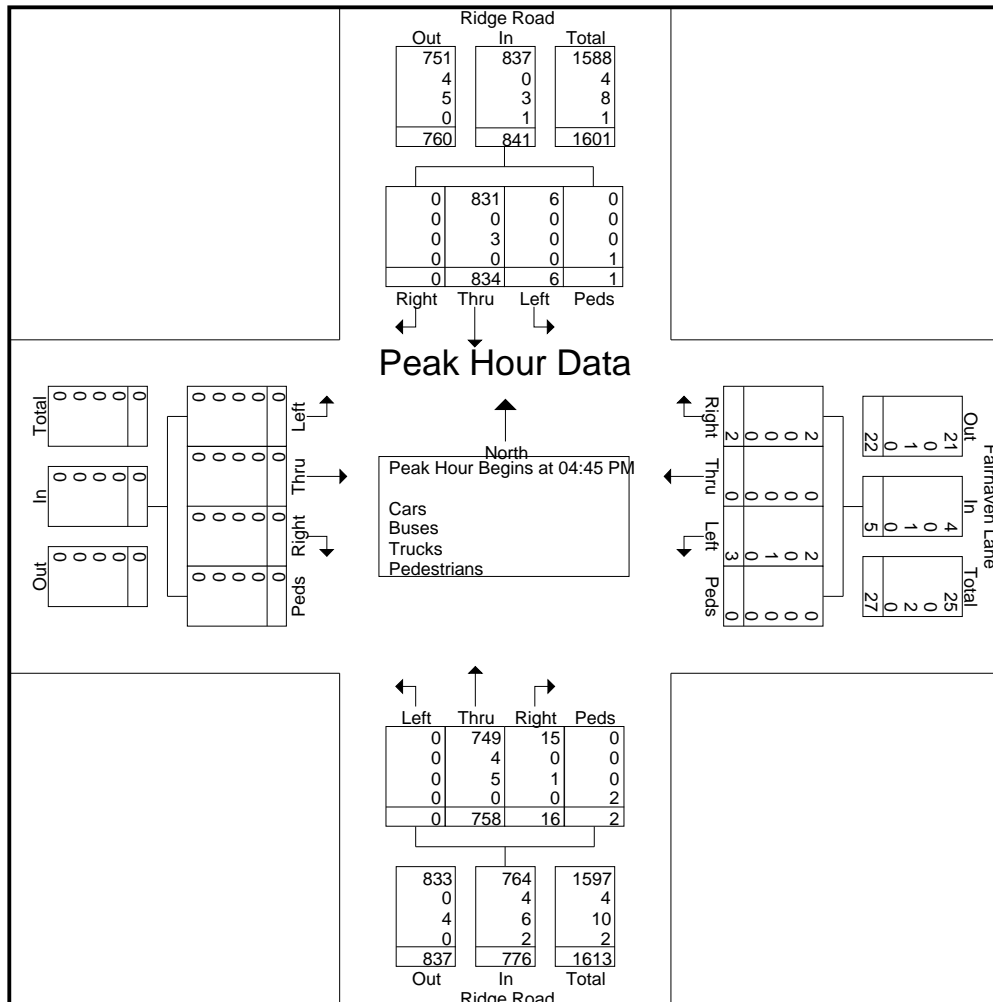
File Name : 2\_River\_Road\_at\_Fairhaven\_Lane\_10032023

Site Code : Tuesday

Start Date : 10/3/2023

Page No : 6

Start Time	Ridge Road From North					Fairhaven Lane From East					Ridge Road From South					From West					Int. Total
	Left	Thru	Right	Peds	App. Total	Left	Thru	Right	Peds	App. Total	Left	Thru	Right	Peds	App. Total	Left	Thru	Right	Peds	App. Total	
Peak Hour Analysis From 02:00 PM to 06:45 PM - Peak 1 of 1																					
Peak Hour for Entire Intersection Begins at 04:45 PM																					
04:45 PM	1	215	0	0	216	0	0	1	0	1	0	174	3	0	177	0	0	0	0	0	394
05:00 PM	1	201	0	1	203	1	0	0	0	1	0	221	5	2	228	0	0	0	0	0	432
05:15 PM	2	208	0	0	210	1	0	0	0	1	0	189	4	0	193	0	0	0	0	0	404
05:30 PM	2	210	0	0	212	1	0	1	0	2	0	174	4	0	178	0	0	0	0	0	392
Total Volume	6	834	0	1	841	3	0	2	0	5	0	758	16	2	776	0	0	0	0	0	1622
% App. Total	0.7	99.2	0	0.1		60	0	40	0		0	97.7	2.1	0.3		0	0	0	0		
PHF	.750	.970	.000	.250	.973	.750	.000	.500	.000	.625	.000	.857	.800	.250	.851	.000	.000	.000	.000	.000	.939
Cars	6	831	0	0	837	2	0	2	0	4	0	749	15	0	764	0	0	0	0	0	1605
% Cars	100	99.6	0	0	99.5	66.7	0	100	0	80.0	0	98.8	93.8	0	98.5	0	0	0	0	0	99.0
Buses	0	0	0	0	0	0	0	0	0	0	0	4	0	0	4	0	0	0	0	0	4
% Buses	0	0	0	0	0	0	0	0	0	0	0	0.5	0	0	0.5	0	0	0	0	0	0.2
Trucks	0	3	0	0	3	1	0	0	0	1	0	5	1	0	6	0	0	0	0	0	10
% Trucks	0	0.4	0	0	0.4	33.3	0	0	0	20.0	0	0.7	6.3	0	0.8	0	0	0	0	0	0.6
Pedestrians	0	0	0	100	0.1	0	0	0	0	0	0	0	0	100	0.3	0	0	0	0	0	0.2
% Pedestrians	0	0	0	100	0.1	0	0	0	0	0	0	0	0	100	0.3	0	0	0	0	0	0.2



# Cummins Consulting Services, LLC

138 Mahin Trail, Versailles, KY 40383

859-361-2589

"simplifying Data Collection since 2004"

File Name : 2\_River\_Road\_at\_Fairhaven\_Lane\_10032023

Site Code : Tuesday

Start Date : 10/3/2023

Page No : 1

Cloudy  
Schools in Session  
8HL

## Groups Printed- Cars - Buses - Trucks - Pedestrians

Start Time	Ridge Road From North					Fairhaven Lane From East					Ridge Road From South					From West					Int. Total
	Left	Thru	Right	Peds	App. Total	Left	Thru	Right	Peds	App. Total	Left	Thru	Right	Peds	App. Total	Left	Thru	Right	Peds	App. Total	
07:00 AM	0	92	0	0	92	7	0	0	0	7	0	136	0	0	136	0	0	0	0	0	235
07:15 AM	0	106	0	0	106	6	0	0	0	6	0	125	2	0	127	0	0	0	0	0	239
07:30 AM	0	163	0	0	163	2	0	1	0	3	0	166	1	0	167	0	0	0	0	0	333
07:45 AM	1	155	0	1	157	1	0	1	0	2	0	200	1	0	201	0	0	0	0	0	360
Total	1	516	0	1	518	16	0	2	0	18	0	627	4	0	631	0	0	0	0	0	1167
08:00 AM	1	160	0	1	162	2	0	1	0	3	0	162	3	0	165	0	0	0	0	0	330
08:15 AM	0	178	0	0	178	0	0	1	0	1	0	153	0	0	153	0	0	0	0	0	332
08:30 AM	0	165	0	0	165	1	0	1	0	2	0	149	6	0	155	0	0	0	0	0	322
08:45 AM	0	149	0	0	149	2	0	1	0	3	0	132	2	0	134	0	0	0	0	0	286
Total	1	652	0	1	654	5	0	4	0	9	0	596	11	0	607	0	0	0	0	0	1270
09:00 AM	0	115	0	0	115	1	0	1	0	2	0	108	2	0	110	0	0	0	0	0	227
09:15 AM	2	103	0	0	105	1	0	1	0	2	0	111	1	0	112	0	0	0	0	0	219
09:30 AM	3	106	0	0	109	1	0	1	0	2	0	94	1	0	95	0	0	0	0	0	206
09:45 AM	1	87	0	0	88	1	0	0	0	1	0	89	3	0	92	0	0	0	0	0	181
Total	6	411	0	0	417	4	0	3	0	7	0	402	7	0	409	0	0	0	0	0	833
10:00 AM	0	94	0	0	94	4	0	2	0	6	0	96	2	0	98	0	0	0	0	0	198
10:15 AM	1	76	0	0	77	0	0	3	0	3	0	98	2	0	100	0	0	0	0	0	180
10:30 AM	2	81	0	0	83	1	0	2	0	3	0	92	2	0	94	0	0	0	0	0	180
10:45 AM	3	80	0	0	83	1	0	0	0	1	0	95	0	0	95	0	0	0	0	0	179
Total	6	331	0	0	337	6	0	7	0	13	0	381	6	0	387	0	0	0	0	0	737
11:00 AM	1	75	0	0	76	2	0	2	0	4	0	98	1	0	99	0	0	0	0	0	179
11:15 AM	0	89	0	0	89	2	0	1	0	3	0	93	2	0	95	0	0	0	0	0	187
11:30 AM	0	92	0	0	92	1	0	1	0	2	0	102	1	0	103	0	0	0	0	0	197
11:45 AM	2	109	0	0	111	1	0	3	0	4	0	92	2	0	94	0	0	0	0	0	209
Total	3	365	0	0	368	6	0	7	0	13	0	385	6	0	391	0	0	0	0	0	772
12:00 PM	0	81	0	0	81	1	0	0	0	1	0	78	3	0	81	0	0	0	0	0	163
12:15 PM	2	99	0	0	101	1	0	3	0	4	0	118	5	0	123	0	0	0	0	0	228
12:30 PM	5	98	0	0	103	1	0	0	0	1	0	112	0	0	112	0	0	0	0	0	216
12:45 PM	0	95	0	0	95	1	0	3	0	4	0	81	1	0	82	0	0	0	0	0	181
Total	7	373	0	0	380	4	0	6	0	10	0	389	9	0	398	0	0	0	0	0	788
01:00 PM	1	90	0	1	92	2	0	0	0	2	0	83	0	0	83	0	0	0	0	0	177
01:15 PM	2	95	0	0	97	3	0	1	0	4	0	105	1	0	106	0	0	0	0	0	207
01:30 PM	3	94	0	0	97	3	0	2	0	5	0	96	3	0	99	0	0	0	0	0	201
01:45 PM	1	90	0	0	91	1	0	0	0	1	0	111	1	1	113	0	0	0	0	0	205
Total	7	369	0	1	377	9	0	3	0	12	0	395	5	1	401	0	0	0	0	0	790
02:00 PM	0	105	0	0	105	0	0	0	1	1	0	115	1	0	116	0	0	0	0	0	222
02:15 PM	1	101	0	0	102	0	0	0	0	0	0	118	1	0	119	0	0	0	0	0	221
02:30 PM	1	112	0	0	113	0	0	2	0	2	0	133	1	0	134	0	0	0	0	0	249
02:45 PM	1	130	0	0	131	1	0	2	0	3	0	116	0	0	116	0	0	0	0	0	250
Total	3	448	0	0	451	1	0	4	1	6	0	482	3	0	485	0	0	0	0	0	942
03:00 PM	1	151	0	0	152	1	0	2	0	3	0	153	0	0	153	0	0	0	0	0	308
03:15 PM	2	140	0	0	142	2	0	2	0	4	0	167	1	0	168	0	0	0	0	0	314
03:30 PM	1	165	0	0	166	0	0	0	0	0	0	161	3	0	164	0	0	0	0	0	330
03:45 PM	2	162	0	0	164	5	0	0	0	5	0	170	2	0	172	0	0	0	0	0	341
Total	6	618	0	0	624	8	0	4	0	12	0	651	6	0	657	0	0	0	0	0	1293



# Cummins Consulting Services, LLC

138 Mahin Trail, Versailles, KY 40383

859-361-2589

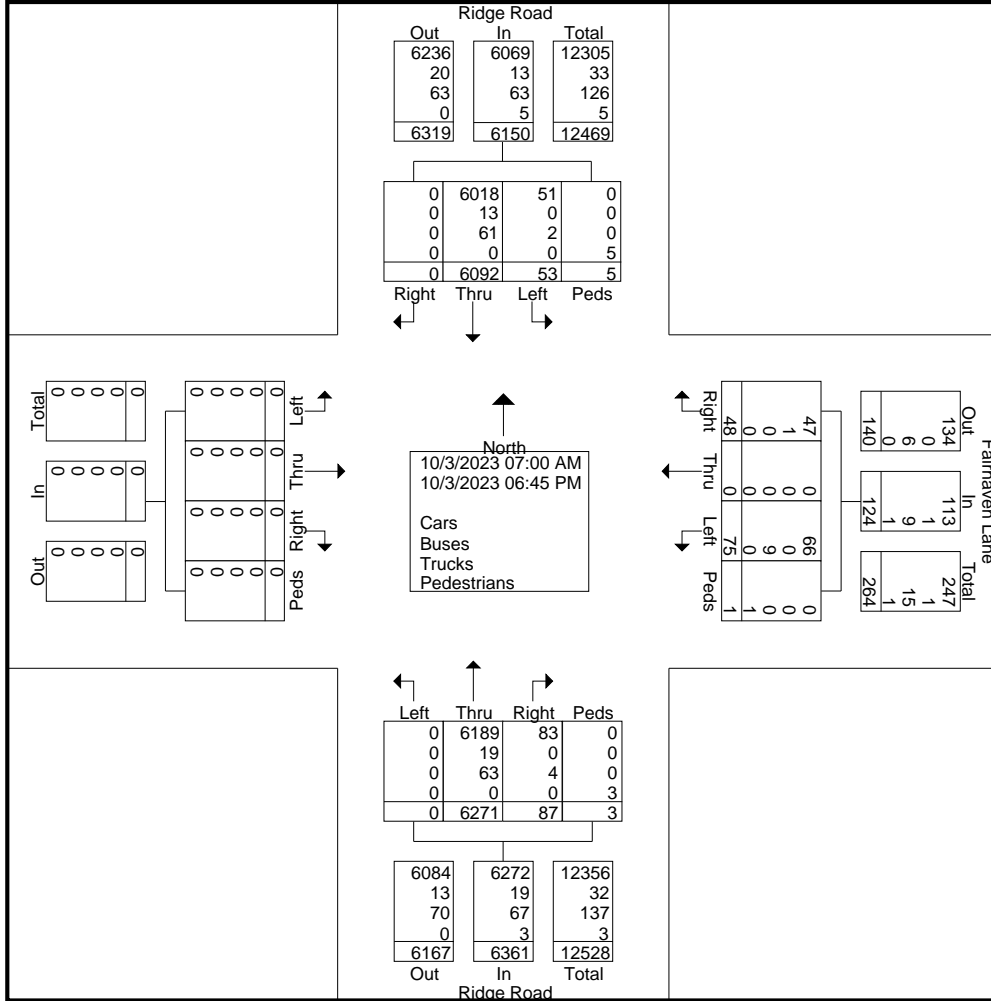
"simplifying Data Collection since 2004"

File Name : 2\_River\_Road\_at\_Fairhaven\_Lane\_10032023

Site Code : Tuesday

Start Date : 10/3/2023

Page No : 3



# Cummins Consulting Services, LLC

138 Mahin Trail, Versailles, KY 40383

859-361-2589

"simplifying Data Collection since 2004"

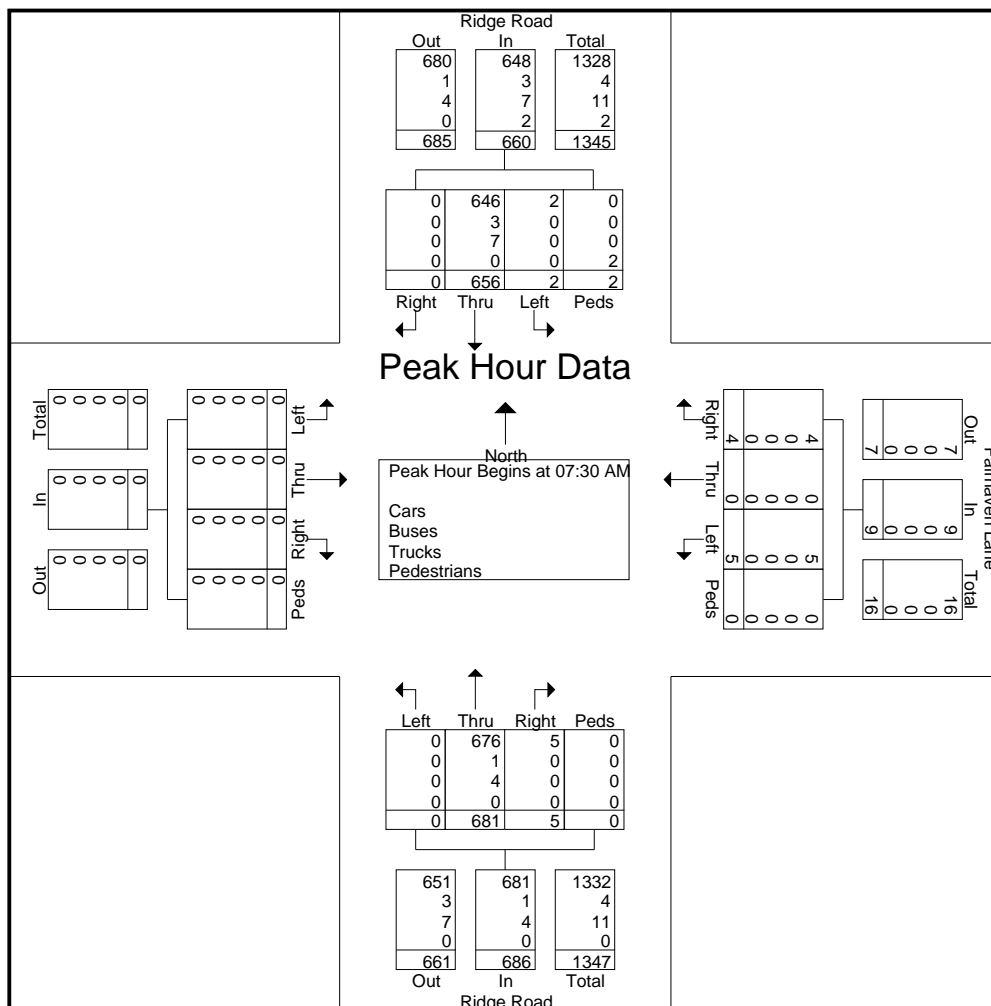
File Name : 2\_River\_Road\_at\_Fairhaven\_Lane\_10032023

Site Code : Tuesday

Start Date : 10/3/2023

Page No : 4

Start Time	Ridge Road From North					Fairhaven Lane From East					Ridge Road From South					From West					Int. Total
	Left	Thru	Right	Peds	App. Total	Left	Thru	Right	Peds	App. Total	Left	Thru	Right	Peds	App. Total	Left	Thru	Right	Peds	App. Total	
Peak Hour Analysis From 07:00 AM to 10:45 AM - Peak 1 of 1																					
Peak Hour for Entire Intersection Begins at 07:30 AM																					
07:30 AM	0	163	0	0	163	2	0	1	0	3	0	166	1	0	167	0	0	0	0	0	333
07:45 AM	1	155	0	1	157	1	0	1	0	2	0	200	1	0	201	0	0	0	0	0	360
08:00 AM	1	160	0	1	162	2	0	1	0	3	0	162	3	0	165	0	0	0	0	0	330
08:15 AM	0	178	0	0	178	0	0	1	0	1	0	153	0	0	153	0	0	0	0	0	332
Total Volume	2	656	0	2	660	5	0	4	0	9	0	681	5	0	686	0	0	0	0	0	1355
% App. Total	0.3	99.4	0	0.3		55.6	0	44.4	0		0	99.3	0.7	0		0	0	0	0	0	
PHF	.500	.921	.000	.500	.927	.625	.000	1.00	.000	.750	.000	.851	.417	.000	.853	.000	.000	.000	.000	.000	.941
Cars	2	646	0	0	648	5	0	4	0	9	0	676	5	0	681	0	0	0	0	0	1338
% Cars	100	98.5	0	0	98.2	100	0	100	0	100	0	99.3	100	0	99.3	0	0	0	0	0	98.7
Buses	0	3	0	0	3	0	0	0	0	0	0	1	0	0	1	0	0	0	0	0	4
% Buses	0	0.5	0	0	0.5	0	0	0	0	0	0	0.1	0	0	0.1	0	0	0	0	0	0.3
Trucks	0	7	0	0	7	0	0	0	0	0	0	4	0	0	4	0	0	0	0	0	11
% Trucks	0	1.1	0	0	1.1	0	0	0	0	0	0	0.6	0	0	0.6	0	0	0	0	0	0.8
Pedestrians	0	0	0	100	0.3	0	0	0	0	0	0	0	0	0	0	0	0	0	0	0	0.1
% Pedestrians	0	0	0	100	0.3	0	0	0	0	0	0	0	0	0	0	0	0	0	0	0	0.1



# Cummins Consulting Services, LLC

138 Mahin Trail, Versailles, KY 40383

859-361-2589

"simplifying Data Collection since 2004"

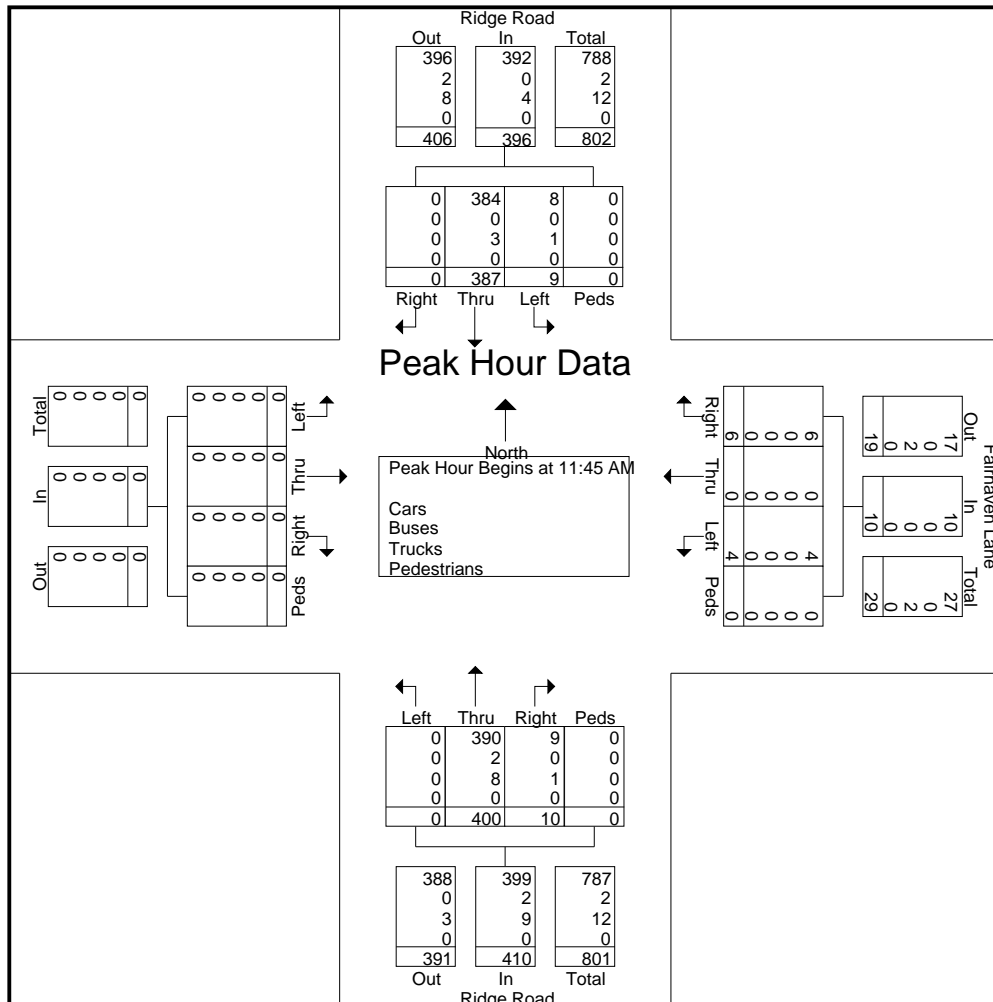
File Name : 2\_River\_Road\_at\_Fairhaven\_Lane\_10032023

Site Code : Tuesday

Start Date : 10/3/2023

Page No : 5

Start Time	Ridge Road From North					Fairhaven Lane From East					Ridge Road From South					From West					Int. Total
	Left	Thru	Right	Peds	App. Total	Left	Thru	Right	Peds	App. Total	Left	Thru	Right	Peds	App. Total	Left	Thru	Right	Peds	App. Total	
Peak Hour Analysis From 11:00 AM to 01:45 PM - Peak 1 of 1																					
Peak Hour for Entire Intersection Begins at 11:45 AM																					
11:45 AM	2	109	0	0	111	1	0	3	0	4	0	92	2	0	94	0	0	0	0	0	209
12:00 PM	0	81	0	0	81	1	0	0	0	1	0	78	3	0	81	0	0	0	0	0	163
12:15 PM	2	99	0	0	101	1	0	3	0	4	0	118	5	0	123	0	0	0	0	0	228
12:30 PM	5	98	0	0	103	1	0	0	0	1	0	112	0	0	112	0	0	0	0	0	216
Total Volume	9	387	0	0	396	4	0	6	0	10	0	400	10	0	410	0	0	0	0	0	816
% App. Total	2.3	97.7	0	0		40	0	60	0		0	97.6	2.4	0		0	0	0	0		
PHF	.450	.888	.000	.000	.892	1.000	.000	.500	.000	.625	.000	.847	.500	.000	.833	.000	.000	.000	.000	.000	.895
Cars	8	384	0	0	392	4	0	6	0	10	0	390	9	0	399	0	0	0	0	0	801
% Cars	88.9	99.2	0	0	99.0	100	0	100	0	100	0	97.5	90.0	0	97.3	0	0	0	0	0	98.2
Buses	0	0	0	0	0	0	0	0	0	0	0	2	0	0	2	0	0	0	0	0	2
% Buses	0	0	0	0	0	0	0	0	0	0	0	0.5	0	0	0.5	0	0	0	0	0	0.2
Trucks	1	3	0	0	4	0	0	0	0	0	0	8	1	0	9	0	0	0	0	0	13
% Trucks	11.1	0.8	0	0	1.0	0	0	0	0	0	0	2.0	10.0	0	2.2	0	0	0	0	0	1.6
Pedestrians	0	0	0	0	0	0	0	0	0	0	0	0	0	0	0	0	0	0	0	0	0
% Pedestrians	0	0	0	0	0	0	0	0	0	0	0	0	0	0	0	0	0	0	0	0	0



# Cummins Consulting Services, LLC

138 Mahin Trail, Versailles, KY 40383

859-361-2589

"simplifying Data Collection since 2004"

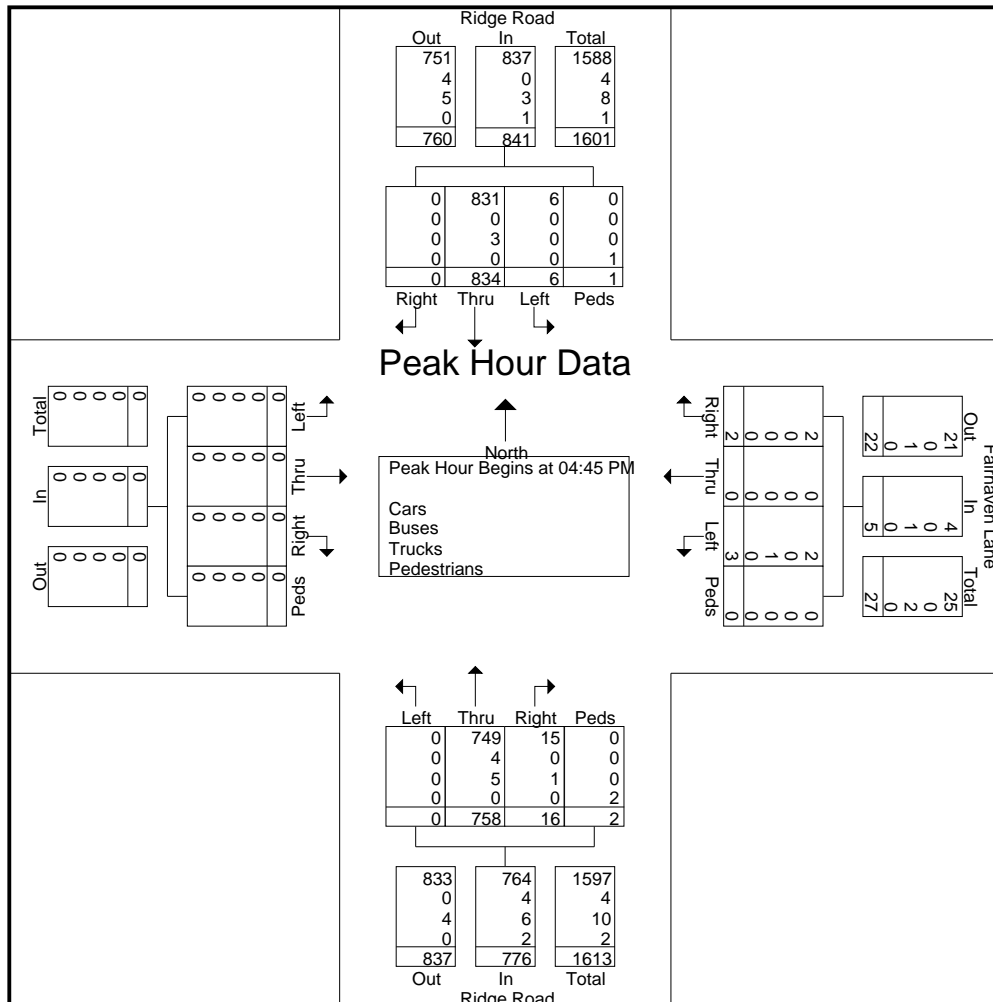
File Name : 2\_River\_Road\_at\_Fairhaven\_Lane\_10032023

Site Code : Tuesday

Start Date : 10/3/2023

Page No : 6

Start Time	Ridge Road From North					Fairhaven Lane From East					Ridge Road From South					From West					Int. Total
	Left	Thru	Right	Peds	App. Total	Left	Thru	Right	Peds	App. Total	Left	Thru	Right	Peds	App. Total	Left	Thru	Right	Peds	App. Total	
Peak Hour Analysis From 02:00 PM to 06:45 PM - Peak 1 of 1																					
Peak Hour for Entire Intersection Begins at 04:45 PM																					
04:45 PM	1	215	0	0	216	0	0	1	0	1	0	174	3	0	177	0	0	0	0	0	394
05:00 PM	1	201	0	1	203	1	0	0	0	1	0	221	5	2	228	0	0	0	0	0	432
05:15 PM	2	208	0	0	210	1	0	0	0	1	0	189	4	0	193	0	0	0	0	0	404
05:30 PM	2	210	0	0	212	1	0	1	0	2	0	174	4	0	178	0	0	0	0	0	392
Total Volume	6	834	0	1	841	3	0	2	0	5	0	758	16	2	776	0	0	0	0	0	1622
% App. Total	0.7	99.2	0	0.1		60	0	40	0		0	97.7	2.1	0.3		0	0	0	0		
PHF	.750	.970	.000	.250	.973	.750	.000	.500	.000	.625	.000	.857	.800	.250	.851	.000	.000	.000	.000	.000	.939
Cars	6	831	0	0	837	2	0	2	0	4	0	749	15	0	764	0	0	0	0	0	1605
% Cars	100	99.6	0	0	99.5	66.7	0	100	0	80.0	0	98.8	93.8	0	98.5	0	0	0	0	0	99.0
Buses	0	0	0	0	0	0	0	0	0	0	0	4	0	0	4	0	0	0	0	0	4
% Buses	0	0	0	0	0	0	0	0	0	0	0	0.5	0	0	0.5	0	0	0	0	0	0.2
Trucks	0	3	0	0	3	1	0	0	0	1	0	5	1	0	6	0	0	0	0	0	10
% Trucks	0	0.4	0	0	0.4	33.3	0	0	0	20.0	0	0.7	6.3	0	0.8	0	0	0	0	0	0.6
Pedestrians	0	0	0	100	0.1	0	0	0	0	0	0	0	0	100	0.3	0	0	0	0	0	0.2
% Pedestrians	0	0	0	100	0.1	0	0	0	0	0	0	0	0	100	0.3	0	0	0	0	0	0.2



# Cummins Consulting Services, LLC

138 Mahin Trail, Versailles, KY 40383

859-361-2589

"simplifying Data Collection since 2004"

File Name : 2\_River\_Road\_at\_Fairhaven\_Lane\_10042023

Site Code : Wed

Start Date : 10/4/2023

Page No : 1

Cloudy  
Schools in Session  
8HL

## Groups Printed- Cars - Buses - Trucks - Pedestrians

Start Time	Ridge Road From North					Fairhaven Lane From East					Ridge Road From South					From West					Int. Total
	Left	Thru	Right	Peds	App. Total	Left	Thru	Right	Peds	App. Total	Left	Thru	Right	Peds	App. Total	Left	Thru	Right	Peds	App. Total	
07:00 AM	1	88	0	0	89	6	0	0	0	6	0	113	0	0	113	0	0	0	0	0	208
07:15 AM	0	133	0	0	133	5	0	1	0	6	0	128	0	0	128	0	0	0	0	0	267
07:30 AM	0	136	0	0	136	4	0	2	0	6	0	149	2	0	151	0	0	0	0	0	293
07:45 AM	1	149	0	0	150	1	0	1	0	2	0	193	1	0	194	0	0	0	0	0	346
Total	2	506	0	0	508	16	0	4	0	20	0	583	3	0	586	0	0	0	0	0	1114
08:00 AM	1	186	0	0	187	2	0	0	0	2	0	180	4	0	184	0	0	0	0	0	373
08:15 AM	1	181	0	0	182	2	0	0	0	2	0	153	8	0	161	0	0	0	0	0	345
08:30 AM	2	181	0	0	183	4	0	1	0	5	0	146	0	0	146	0	0	0	0	0	334
08:45 AM	1	134	0	0	135	0	0	2	0	2	0	136	1	1	138	0	0	0	0	0	275
Total	5	682	0	0	687	8	0	3	0	11	0	615	13	1	629	0	0	0	0	0	1327
09:00 AM	0	118	0	0	118	0	0	0	0	0	0	104	3	1	108	0	0	0	0	0	226
09:15 AM	1	101	0	1	103	2	0	1	0	3	0	103	1	0	104	0	0	0	0	0	210
09:30 AM	2	81	0	0	83	0	0	0	0	0	0	95	0	0	95	0	0	0	0	0	178
09:45 AM	0	107	0	0	107	0	0	1	0	1	0	91	2	0	93	0	0	0	0	0	201
Total	3	407	0	1	411	2	0	2	0	4	0	393	6	1	400	0	0	0	0	0	815
10:00 AM	3	80	0	0	83	1	0	0	0	1	0	86	0	0	86	0	0	0	0	0	170
10:15 AM	0	78	0	0	78	0	0	1	0	1	0	103	0	0	103	0	0	0	0	0	182
10:30 AM	3	87	0	0	90	2	0	2	0	4	0	81	4	0	85	0	0	0	0	0	179
10:45 AM	1	82	0	0	83	1	0	3	0	4	0	106	0	0	106	0	0	0	0	0	193
Total	7	327	0	0	334	4	0	6	0	10	0	376	4	0	380	0	0	0	0	0	724
11:00 AM	0	106	0	0	106	2	0	1	0	3	0	98	0	0	98	0	0	0	0	0	207
11:15 AM	0	108	0	0	108	0	0	1	0	1	0	71	0	0	71	0	0	0	0	0	180
11:30 AM	2	97	0	0	99	1	0	1	0	2	0	116	1	0	117	0	0	0	0	0	218
11:45 AM	2	106	0	0	108	0	0	0	0	0	0	97	1	0	98	0	0	0	0	0	206
Total	4	417	0	0	421	3	0	3	0	6	0	382	2	0	384	0	0	0	0	0	811
12:00 PM	0	102	0	0	102	0	0	1	0	1	0	95	1	0	96	0	0	0	0	0	199
12:15 PM	0	78	0	0	78	0	0	2	0	2	0	123	0	0	123	0	0	0	0	0	203
12:30 PM	1	90	0	0	91	1	0	1	0	2	0	102	2	0	104	0	0	0	0	0	197
12:45 PM	0	101	0	0	101	3	0	0	0	3	0	99	1	0	100	0	0	0	0	0	204
Total	1	371	0	0	372	4	0	4	0	8	0	419	4	0	423	0	0	0	0	0	803
01:00 PM	1	86	0	0	87	2	0	0	0	2	0	119	0	0	119	0	0	0	0	0	208
01:15 PM	1	105	0	0	106	1	0	0	0	1	0	94	0	0	94	0	0	0	0	0	201
01:30 PM	1	96	0	0	97	2	0	1	0	3	0	93	0	0	93	0	0	0	0	0	193
01:45 PM	1	96	0	0	97	1	0	1	0	2	0	108	3	0	111	0	0	0	0	0	210
Total	4	383	0	0	387	6	0	2	0	8	0	414	3	0	417	0	0	0	0	0	812
02:00 PM	1	104	0	0	105	0	0	1	0	1	0	109	0	0	109	0	0	0	0	0	215
02:15 PM	0	111	0	0	111	0	0	0	0	0	0	139	0	0	139	0	0	0	0	0	250
02:30 PM	1	108	0	0	109	2	0	0	0	2	0	136	2	0	138	0	0	0	0	0	249
02:45 PM	1	121	0	0	122	1	0	0	0	1	0	114	1	0	115	0	0	0	0	0	238
Total	3	444	0	0	447	3	0	1	0	4	0	498	3	0	501	0	0	0	0	0	952
03:00 PM	0	130	0	0	130	1	0	2	0	3	0	134	1	0	135	0	0	0	0	0	268
03:15 PM	0	155	0	0	155	1	0	1	0	2	0	181	4	0	185	0	0	0	0	0	342
03:30 PM	0	164	0	0	164	0	0	0	0	0	0	168	4	0	172	0	0	0	0	0	336
03:45 PM	2	148	0	0	150	0	0	0	0	0	0	178	1	0	179	0	0	0	0	0	329
Total	2	597	0	0	599	2	0	3	0	5	0	661	10	0	671	0	0	0	0	0	1275



# Cummins Consulting Services, LLC

138 Mahin Trail, Versailles, KY 40383

859-361-2589

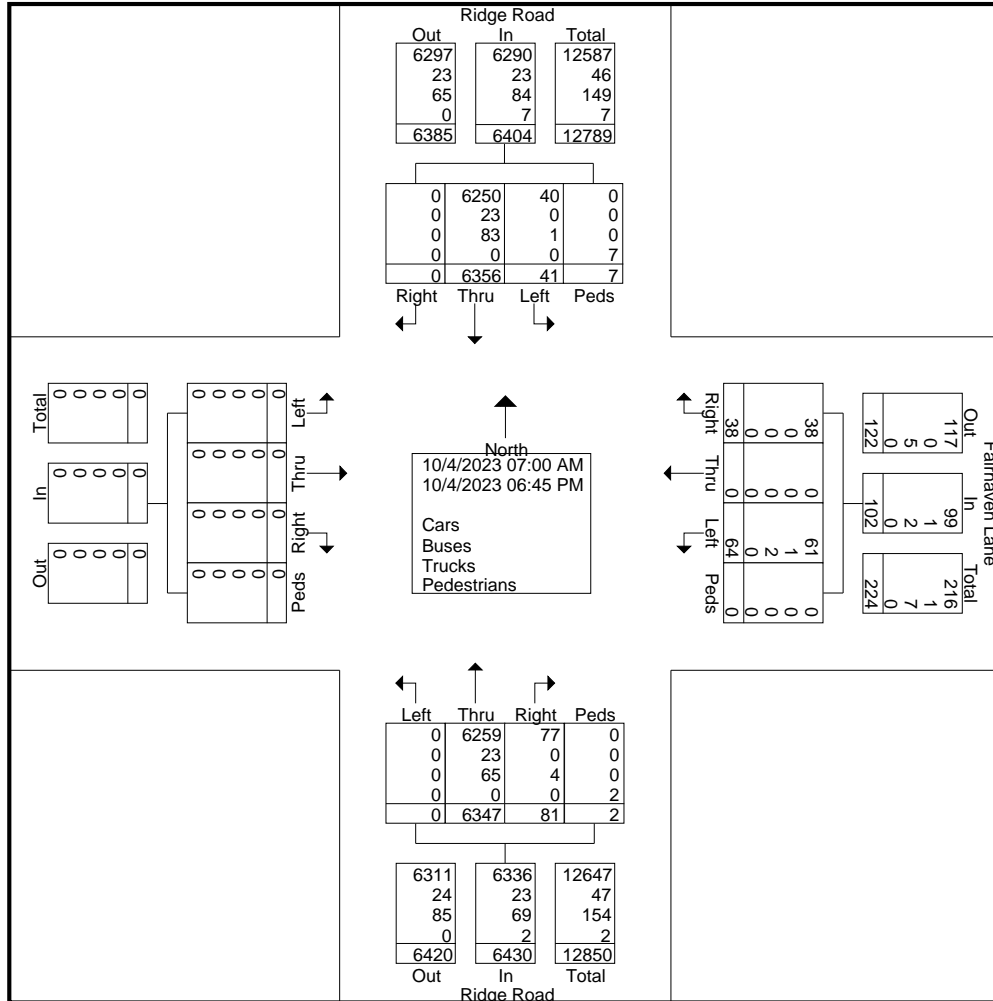
"simplifying Data Collection since 2004"

File Name : 2\_River\_Road\_at\_Fairhaven\_Lane\_10042023

Site Code : Wed

Start Date : 10/4/2023

Page No : 3



# Cummins Consulting Services, LLC

138 Mahin Trail, Versailles, KY 40383

859-361-2589

"simplifying Data Collection since 2004"

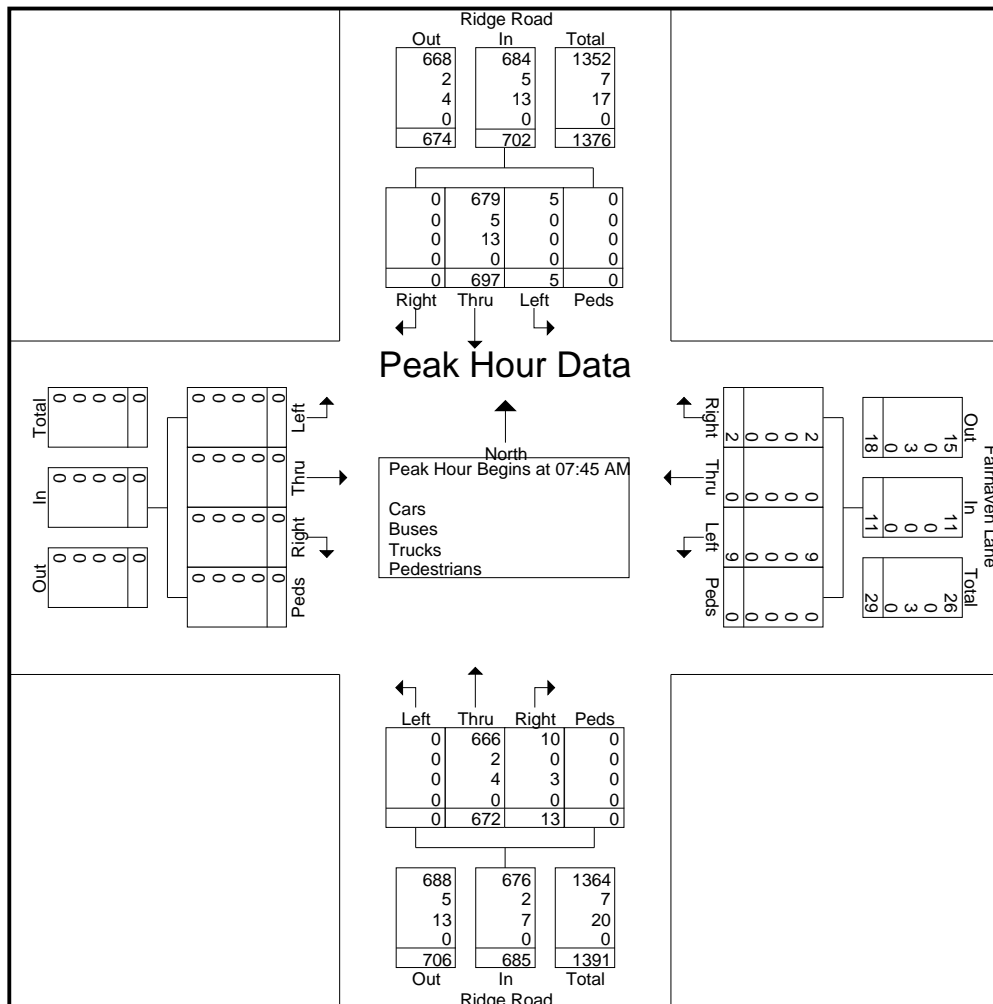
File Name : 2\_River\_Road\_at\_Fairhaven\_Lane\_10042023

Site Code : Wed

Start Date : 10/4/2023

Page No : 4

Start Time	Ridge Road From North					Fairhaven Lane From East					Ridge Road From South					From West					Int. Total
	Left	Thru	Right	Peds	App. Total	Left	Thru	Right	Peds	App. Total	Left	Thru	Right	Peds	App. Total	Left	Thru	Right	Peds	App. Total	
Peak Hour Analysis From 07:00 AM to 10:45 AM - Peak 1 of 1																					
Peak Hour for Entire Intersection Begins at 07:45 AM																					
07:45 AM	1	149	0	0	150	1	0	1	0	2	0	193	1	0	194	0	0	0	0	0	346
08:00 AM	1	186	0	0	187	2	0	0	0	2	0	180	4	0	184	0	0	0	0	0	373
08:15 AM	1	181	0	0	182	2	0	0	0	2	0	153	8	0	161	0	0	0	0	0	345
08:30 AM	2	181	0	0	183	4	0	1	0	5	0	146	0	0	146	0	0	0	0	0	334
Total Volume	5	697	0	0	702	9	0	2	0	11	0	672	13	0	685	0	0	0	0	0	1398
% App. Total	0.7	99.3	0	0		81.8	0	18.2	0		0	98.1	1.9	0		0	0	0	0	0	
PHF	.625	.937	.000	.000	.939	.563	.000	.500	.000	.550	.000	.870	.406	.000	.883	.000	.000	.000	.000	.000	.937
Cars	5	679	0	0	684	9	0	2	0	11	0	666	10	0	676	0	0	0	0	0	1371
% Cars	100	97.4	0	0	97.4	100	0	100	0	100	0	99.1	76.9	0	98.7	0	0	0	0	0	98.1
Buses	0	5	0	0	5	0	0	0	0	0	0	2	0	0	2	0	0	0	0	0	7
% Buses	0	0.7	0	0	0.7	0	0	0	0	0	0	0.3	0	0	0.3	0	0	0	0	0	0.5
Trucks	0	13	0	0	13	0	0	0	0	0	0	4	3	0	7	0	0	0	0	0	20
% Trucks	0	1.9	0	0	1.9	0	0	0	0	0	0	0.6	23.1	0	1.0	0	0	0	0	0	1.4
Pedestrians	0	0	0	0	0	0	0	0	0	0	0	0	0	0	0	0	0	0	0	0	0
% Pedestrians	0	0	0	0	0	0	0	0	0	0	0	0	0	0	0	0	0	0	0	0	0



# Cummins Consulting Services, LLC

138 Mahin Trail, Versailles, KY 40383

859-361-2589

"simplifying Data Collection since 2004"

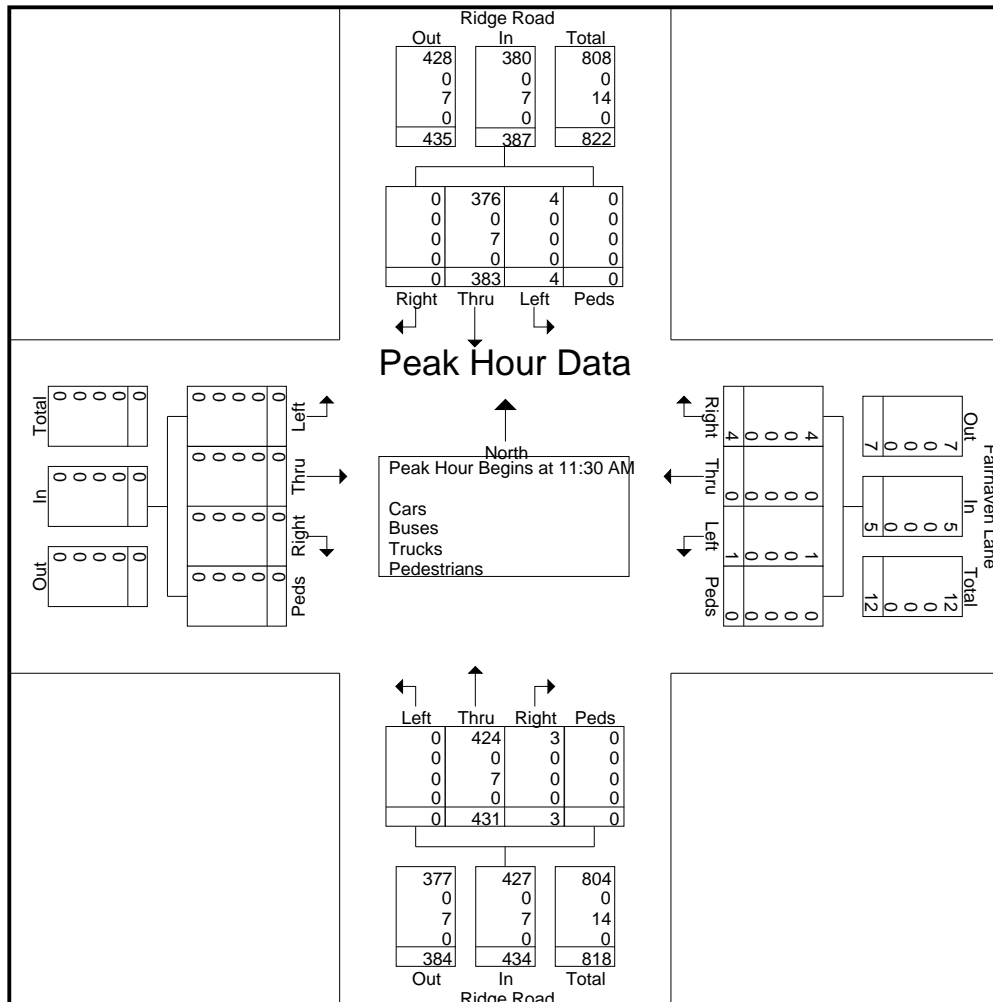
File Name : 2\_River\_Road\_at\_Fairhaven\_Lane\_10042023

Site Code : Wed

Start Date : 10/4/2023

Page No : 5

Start Time	Ridge Road From North					Fairhaven Lane From East					Ridge Road From South					From West					Int. Total
	Left	Thru	Right	Peds	App. Total	Left	Thru	Right	Peds	App. Total	Left	Thru	Right	Peds	App. Total	Left	Thru	Right	Peds	App. Total	
Peak Hour Analysis From 11:00 AM to 01:45 PM - Peak 1 of 1																					
Peak Hour for Entire Intersection Begins at 11:30 AM																					
11:30 AM	2	97	0	0	99	1	0	1	0	2	0	116	1	0	117	0	0	0	0	0	218
11:45 AM	2	106	0	0	108	0	0	0	0	0	0	97	1	0	98	0	0	0	0	0	206
12:00 PM	0	102	0	0	102	0	0	1	0	1	0	95	1	0	96	0	0	0	0	0	199
12:15 PM	0	78	0	0	78	0	0	2	0	2	0	123	0	0	123	0	0	0	0	0	203
Total Volume	4	383	0	0	387	1	0	4	0	5	0	431	3	0	434	0	0	0	0	0	826
% App. Total	1	99	0	0		20	0	80	0		0	99.3	0.7	0		0	0	0	0		
PHF	.500	.903	.000	.000	.896	.250	.000	.500	.000	.625	.000	.876	.750	.000	.882	.000	.000	.000	.000	.000	.947
Cars	4	376	0	0	380	1	0	4	0	5	0	424	3	0	427	0	0	0	0	0	812
% Cars	100	98.2	0	0	98.2	100	0	100	0	100	0	98.4	100	0	98.4	0	0	0	0	0	98.3
Buses	0	0	0	0	0	0	0	0	0	0	0	0	0	0	0	0	0	0	0	0	0
% Buses	0	0	0	0	0	0	0	0	0	0	0	0	0	0	0	0	0	0	0	0	0
Trucks	0	7	0	0	7	0	0	0	0	0	0	7	0	0	7	0	0	0	0	0	14
% Trucks	0	1.8	0	0	1.8	0	0	0	0	0	0	1.6	0	0	1.6	0	0	0	0	0	1.7
Pedestrians	0	0	0	0	0	0	0	0	0	0	0	0	0	0	0	0	0	0	0	0	0
% Pedestrians	0	0	0	0	0	0	0	0	0	0	0	0	0	0	0	0	0	0	0	0	0



# Cummins Consulting Services, LLC

138 Mahin Trail, Versailles, KY 40383

859-361-2589

"simplifying Data Collection since 2004"

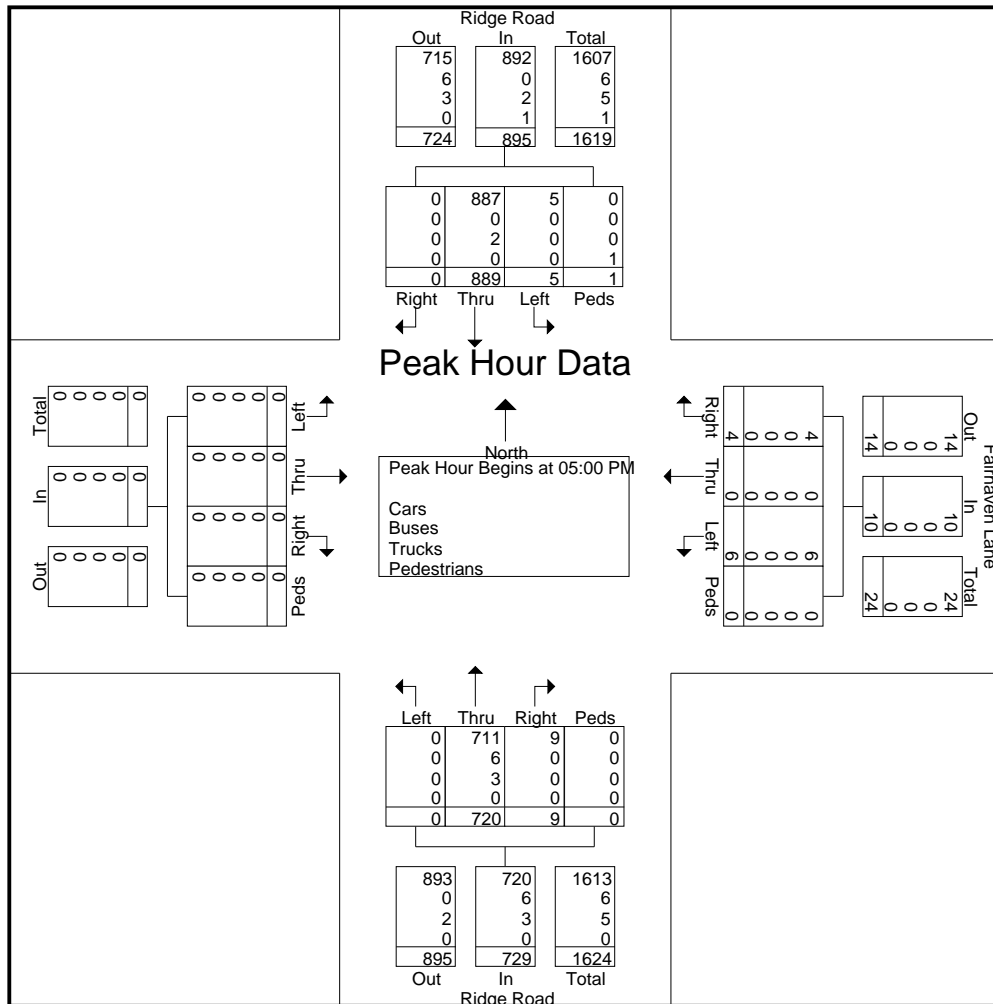
File Name : 2\_River\_Road\_at\_Fairhaven\_Lane\_10042023

Site Code : Wed

Start Date : 10/4/2023

Page No : 6

Start Time	Ridge Road From North					Fairhaven Lane From East					Ridge Road From South					From West					Int. Total
	Left	Thru	Right	Peds	App. Total	Left	Thru	Right	Peds	App. Total	Left	Thru	Right	Peds	App. Total	Left	Thru	Right	Peds	App. Total	
Peak Hour Analysis From 02:00 PM to 06:45 PM - Peak 1 of 1																					
Peak Hour for Entire Intersection Begins at 05:00 PM																					
05:00 PM	2	218	0	0	220	1	0	0	0	1	0	184	2	0	186	0	0	0	0	0	407
05:15 PM	0	216	0	1	217	0	0	0	0	0	0	214	4	0	218	0	0	0	0	0	435
05:30 PM	0	221	0	0	221	3	0	1	0	4	0	170	2	0	172	0	0	0	0	0	397
05:45 PM	3	234	0	0	237	2	0	3	0	5	0	152	1	0	153	0	0	0	0	0	395
Total Volume	5	889	0	1	895	6	0	4	0	10	0	720	9	0	729	0	0	0	0	0	1634
% App. Total	0.6	99.3	0	0.1		60	0	40	0		0	98.8	1.2	0		0	0	0	0		
PHF	.417	.950	.000	.250	.944	.500	.000	.333	.000	.500	.000	.841	.563	.000	.836	.000	.000	.000	.000	.000	.939
Cars	5	887	0	0	892	6	0	4	0	10	0	711	9	0	720	0	0	0	0	0	1622
% Cars	100	99.8	0	0	99.7	100	0	100	0	100	0	98.8	100	0	98.8	0	0	0	0	0	99.3
Buses	0	0	0	0	0	0	0	0	0	0	0	6	0	0	6	0	0	0	0	0	6
% Buses	0	0	0	0	0	0	0	0	0	0	0	0.8	0	0	0.8	0	0	0	0	0	0.4
Trucks	0	2	0	0	2	0	0	0	0	0	0	3	0	0	3	0	0	0	0	0	5
% Trucks	0	0.2	0	0	0.2	0	0	0	0	0	0	0.4	0	0	0.4	0	0	0	0	0	0.3
Pedestrians	0	0	0	100	0.1	0	0	0	0	0	0	0	0	0	0	0	0	0	0	0	0.1
% Pedestrians	0	0	0	100	0.1	0	0	0	0	0	0	0	0	0	0	0	0	0	0	0	0.1



# Cummins Consulting Services, LLC

138 Mahin Trail, Versailles, KY 40383

859-361-2589

"simplifying Data Collection since 2004"

File Name : 2\_River\_Road\_at\_Fairhaven\_Lane\_10052023

Site Code : Thursday

Start Date : 10/5/2023

Page No : 1

Cloudy  
Schools in Session  
8HL

## Groups Printed- Cars - Buses - Trucks - Pedestrians

Start Time	Ridge Road From North					Fairhaven Lane From East					Ridge Road From South					From West					Int. Total
	Left	Thru	Right	Peds	App. Total	Left	Thru	Right	Peds	App. Total	Left	Thru	Right	Peds	App. Total	Left	Thru	Right	Peds	App. Total	
07:00 AM	1	63	0	0	64	6	0	1	0	7	0	106	0	0	106	0	0	0	0	0	177
07:15 AM	0	122	0	0	122	6	0	1	0	7	0	144	0	0	144	0	0	0	0	0	273
07:30 AM	0	141	0	0	141	4	0	1	0	5	0	161	2	0	163	0	0	0	0	0	309
07:45 AM	0	144	0	0	144	1	0	1	0	2	0	198	2	0	200	0	0	0	0	0	346
Total	1	470	0	0	471	17	0	4	0	21	0	609	4	0	613	0	0	0	0	0	1105
08:00 AM	1	163	0	0	164	2	0	0	0	2	0	169	5	0	174	0	0	0	0	0	340
08:15 AM	1	165	0	0	166	2	0	1	0	3	0	146	4	0	150	0	0	0	0	0	319
08:30 AM	0	154	0	0	154	2	0	1	0	3	0	133	1	0	134	0	0	0	0	0	291
08:45 AM	0	130	0	0	130	0	0	0	0	0	0	153	0	0	153	0	0	0	0	0	283
Total	2	612	0	0	614	6	0	2	0	8	0	601	10	0	611	0	0	0	0	0	1233
09:00 AM	0	106	0	0	106	2	0	0	0	2	0	133	1	0	134	0	0	0	0	0	242
09:15 AM	0	94	0	0	94	0	0	0	0	0	0	114	2	0	116	0	0	0	0	0	210
09:30 AM	0	100	0	0	100	0	0	1	0	1	0	98	1	2	101	0	0	0	0	0	202
09:45 AM	0	92	0	0	92	0	0	0	0	0	0	94	3	1	98	0	0	0	0	0	190
Total	0	392	0	0	392	2	0	1	0	3	0	439	7	3	449	0	0	0	0	0	844
10:00 AM	0	83	0	0	83	4	0	0	0	4	0	81	1	0	82	0	0	0	0	0	169
10:15 AM	3	76	0	0	79	0	0	1	0	1	0	96	0	0	96	0	0	0	0	0	176
10:30 AM	3	98	0	0	101	2	0	0	0	2	0	104	0	0	104	0	0	0	0	0	207
10:45 AM	0	96	0	0	96	1	0	0	0	1	0	94	3	0	97	0	0	0	0	0	194
Total	6	353	0	0	359	7	0	1	0	8	0	375	4	0	379	0	0	0	0	0	746
11:00 AM	0	84	0	0	84	0	0	3	0	3	0	86	2	0	88	0	0	0	0	0	175
11:15 AM	0	93	0	0	93	0	0	0	0	0	0	91	2	0	93	0	0	0	0	0	186
11:30 AM	3	92	0	0	95	0	0	2	0	2	0	86	0	0	86	0	0	0	0	0	183
11:45 AM	1	111	0	0	112	1	0	0	0	1	0	105	0	0	105	0	0	0	0	0	218
Total	4	380	0	0	384	1	0	5	0	6	0	368	4	0	372	0	0	0	0	0	762
12:00 PM	2	102	0	0	104	0	0	2	0	2	0	109	1	0	110	0	0	0	0	0	216
12:15 PM	0	101	0	0	101	1	0	1	0	2	0	82	4	0	86	0	0	0	0	0	189
12:30 PM	0	100	0	0	100	1	0	0	0	1	0	110	1	0	111	0	0	0	0	0	212
12:45 PM	2	111	0	0	113	1	0	2	0	3	0	110	1	0	111	0	0	0	0	0	227
Total	4	414	0	0	418	3	0	5	0	8	0	411	7	0	418	0	0	0	0	0	844
01:00 PM	1	89	0	0	90	2	0	0	0	2	0	97	5	0	102	0	0	0	0	0	194
01:15 PM	1	90	0	0	91	2	0	0	0	2	0	116	1	0	117	0	0	0	0	0	210
01:30 PM	1	94	0	0	95	3	0	0	0	3	0	113	3	0	116	0	0	0	0	0	214
01:45 PM	1	104	0	0	105	4	0	1	0	5	0	112	2	0	114	0	0	0	0	0	224
Total	4	377	0	0	381	11	0	1	0	12	0	438	11	0	449	0	0	0	0	0	842
02:00 PM	1	111	0	0	112	1	0	1	0	2	0	102	1	0	103	0	0	0	0	0	217
02:15 PM	0	100	0	0	100	0	0	0	0	0	0	122	2	0	124	0	0	0	0	0	224
02:30 PM	0	127	0	0	127	1	0	0	0	1	0	128	2	0	130	0	0	0	0	0	258
02:45 PM	0	124	0	0	124	0	0	0	0	0	0	110	3	0	113	0	0	0	0	0	237
Total	1	462	0	0	463	2	0	1	0	3	0	462	8	0	470	0	0	0	0	0	936
03:00 PM	1	136	0	0	137	1	0	1	0	2	0	137	2	0	139	0	0	0	0	0	278
03:15 PM	1	153	0	0	154	2	0	1	0	3	0	145	1	0	146	0	0	0	0	0	303
03:30 PM	2	154	0	0	156	0	0	1	0	1	0	163	1	0	164	0	0	0	0	0	321
03:45 PM	1	150	0	0	151	0	0	0	0	0	0	154	1	0	155	0	0	0	0	0	306
Total	5	593	0	0	598	3	0	3	0	6	0	599	5	0	604	0	0	0	0	0	1208

# Cummins Consulting Services, LLC

138 Mahin Trail, Versailles, KY 40383

859-361-2589

"simplifying Data Collection since 2004"

File Name : 2\_River\_Road\_at\_Fairhaven\_Lane\_10052023

Site Code : Thursday

Start Date : 10/5/2023

Page No : 2

Groups Printed- Cars - Buses - Trucks - Pedestrians

Start Time	Ridge Road From North					Fairhaven Lane From East					Ridge Road From South					From West					Int. Total
	Left	Thru	Right	Peds	App. Total	Left	Thru	Right	Peds	App. Total	Left	Thru	Right	Peds	App. Total	Left	Thru	Right	Peds	App. Total	
04:00 PM	0	144	0	0	144	1	0	1	0	2	0	176	2	0	178	0	0	0	0	0	324
04:15 PM	0	158	0	0	158	0	0	1	0	1	0	137	2	0	139	0	0	0	0	0	298
04:30 PM	13	137	0	1	151	0	0	0	0	0	0	144	1	0	145	0	0	0	0	0	296
04:45 PM	1	106	0	0	107	1	0	2	0	3	0	95	1	0	96	0	0	0	0	0	206
Total	14	545	0	1	560	2	0	4	0	6	0	552	6	0	558	0	0	0	0	0	1124
05:00 PM	1	121	0	0	122	2	0	1	0	3	0	104	2	0	106	0	0	0	0	0	231
05:15 PM	0	211	0	0	211	0	0	1	0	1	0	187	2	0	189	0	0	0	0	0	401
05:30 PM	1	224	0	0	225	0	0	1	0	1	0	151	4	0	155	0	0	0	0	0	381
05:45 PM	0	204	0	0	204	1	0	3	0	4	0	129	3	0	132	0	0	0	0	0	340
Total	2	760	0	0	762	3	0	6	0	9	0	571	11	0	582	0	0	0	0	0	1353
06:00 PM	0	168	0	0	168	3	0	1	0	4	0	131	1	0	132	0	0	0	0	0	304
06:15 PM	1	140	0	0	141	3	0	1	0	4	0	121	0	0	121	0	0	0	0	0	266
06:30 PM	0	152	0	0	152	0	0	0	0	0	0	95	0	0	95	0	0	0	0	0	247
06:45 PM	0	102	0	0	102	1	0	1	0	2	0	97	4	0	101	0	0	0	0	0	205
Total	1	562	0	0	563	7	0	3	0	10	0	444	5	0	449	0	0	0	0	0	1022
Grand Total	44	5920	0	1	5965	64	0	36	0	100	0	5869	82	3	5954	0	0	0	0	0	12019
Apprch %	0.7	99.2	0	0		64	0	36	0		0	98.6	1.4	0.1		0	0	0	0	0	
Total %	0.4	49.3	0	0	49.6	0.5	0	0.3	0	0.8	0	48.8	0.7	0	49.5	0	0	0	0	0	
Cars	43	5837	0	1	5881	63	0	35	0	98	0	5811	80	0	5891	0	0	0	0	0	11870
% Cars	97.7	98.6	0	100	98.6	98.4	0	97.2	0	98	0	99	97.6	0	98.9	0	0	0	0	0	98.8
Buses	0	13	0	0	13	0	0	1	0	1	0	11	0	0	11	0	0	0	0	0	25
% Buses	0	0.2	0	0	0.2	0	0	2.8	0	1	0	0.2	0	0	0.2	0	0	0	0	0	0.2
Trucks	1	70	0	0	71	1	0	0	0	1	0	47	2	0	49	0	0	0	0	0	121
% Trucks	2.3	1.2	0	0	1.2	1.6	0	0	0	1	0	0.8	2.4	0	0.8	0	0	0	0	0	1
Pedestrians	0	0	0	0	0	0	0	0	0	0	0	0	0	3	3	0	0	0	0	0	3
% Pedestrians	0	0	0	0	0	0	0	0	0	0	0	0	0	100	0.1	0	0	0	0	0	0

# Cummins Consulting Services, LLC

138 Mahin Trail, Versailles, KY 40383

859-361-2589

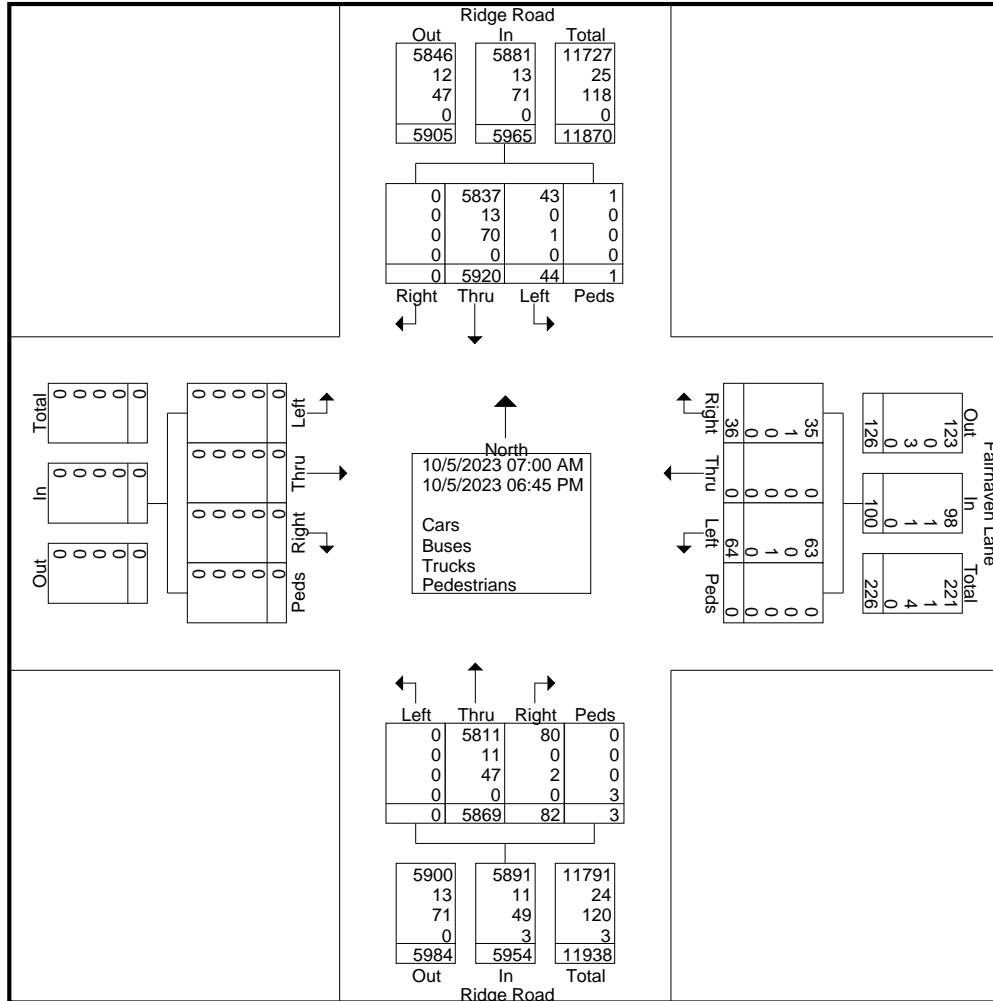
"simplifying Data Collection since 2004"

File Name : 2\_River\_Road\_at\_Fairhaven\_Lane\_10052023

Site Code : Thursday

Start Date : 10/5/2023

Page No : 3



# Cummins Consulting Services, LLC

138 Mahin Trail, Versailles, KY 40383

859-361-2589

"simplifying Data Collection since 2004"

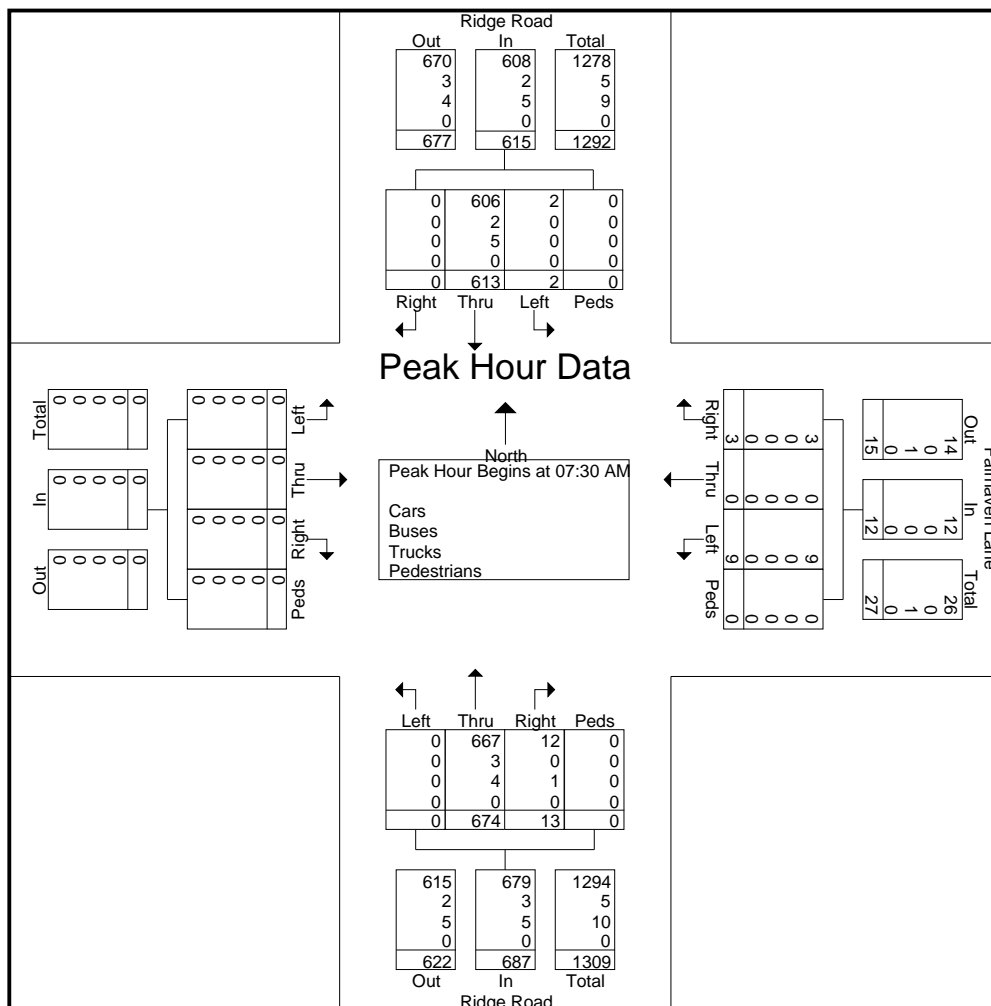
File Name : 2\_River\_Road\_at\_Fairhaven\_Lane\_10052023

Site Code : Thursday

Start Date : 10/5/2023

Page No : 4

Start Time	Ridge Road From North					Fairhaven Lane From East					Ridge Road From South					From West					Int. Total
	Left	Thru	Right	Peds	App. Total	Left	Thru	Right	Peds	App. Total	Left	Thru	Right	Peds	App. Total	Left	Thru	Right	Peds	App. Total	
Peak Hour Analysis From 07:00 AM to 10:45 AM - Peak 1 of 1																					
Peak Hour for Entire Intersection Begins at 07:30 AM																					
07:30 AM	0	141	0	0	141	4	0	1	0	5	0	161	2	0	163	0	0	0	0	0	309
07:45 AM	0	144	0	0	144	1	0	1	0	2	0	198	2	0	200	0	0	0	0	0	346
08:00 AM	1	163	0	0	164	2	0	0	0	2	0	169	5	0	174	0	0	0	0	0	340
08:15 AM	1	165	0	0	166	2	0	1	0	3	0	146	4	0	150	0	0	0	0	0	319
Total Volume	2	613	0	0	615	9	0	3	0	12	0	674	13	0	687	0	0	0	0	0	1314
% App. Total	0.3	99.7	0	0		75	0	25	0		0	98.1	1.9	0		0	0	0	0		
PHF	.500	.929	.000	.000	.926	.563	.000	.750	.000	.600	.000	.851	.650	.000	.859	.000	.000	.000	.000	.000	.949
Cars	2	606	0	0	608	9	0	3	0	12	0	667	12	0	679	0	0	0	0	0	1299
% Cars	100	98.9	0	0	98.9	100	0	100	0	100	0	99.0	92.3	0	98.8	0	0	0	0	0	98.9
Buses	0	2	0	0	2	0	0	0	0	0	0	3	0	0	3	0	0	0	0	0	5
% Buses	0	0.3	0	0	0.3	0	0	0	0	0	0	0.4	0	0	0.4	0	0	0	0	0	0.4
Trucks	0	5	0	0	5	0	0	0	0	0	0	4	1	0	5	0	0	0	0	0	10
% Trucks	0	0.8	0	0	0.8	0	0	0	0	0	0	0.6	7.7	0	0.7	0	0	0	0	0	0.8
Pedestrians	0	0	0	0	0	0	0	0	0	0	0	0	0	0	0	0	0	0	0	0	0
% Pedestrians	0	0	0	0	0	0	0	0	0	0	0	0	0	0	0	0	0	0	0	0	0



# Cummins Consulting Services, LLC

138 Mahin Trail, Versailles, KY 40383

859-361-2589

"simplifying Data Collection since 2004"

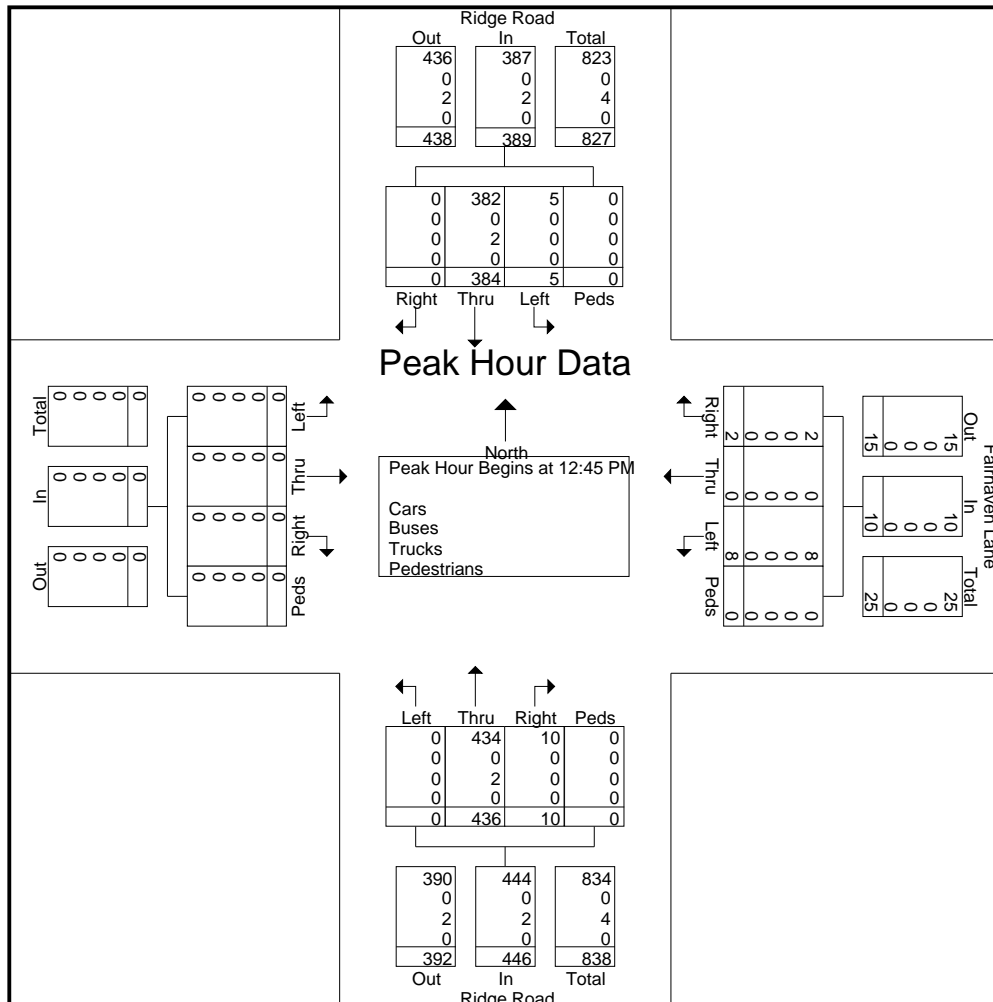
File Name : 2\_River\_Road\_at\_Fairhaven\_Lane\_10052023

Site Code : Thursday

Start Date : 10/5/2023

Page No : 5

Start Time	Ridge Road From North					Fairhaven Lane From East					Ridge Road From South					From West					Int. Total
	Left	Thru	Right	Peds	App. Total	Left	Thru	Right	Peds	App. Total	Left	Thru	Right	Peds	App. Total	Left	Thru	Right	Peds	App. Total	
Peak Hour Analysis From 11:00 AM to 01:45 PM - Peak 1 of 1																					
Peak Hour for Entire Intersection Begins at 12:45 PM																					
12:45 PM	2	111	0	0	113	1	0	2	0	3	0	110	1	0	111	0	0	0	0	0	227
01:00 PM	1	89	0	0	90	2	0	0	0	2	0	97	5	0	102	0	0	0	0	0	194
01:15 PM	1	90	0	0	91	2	0	0	0	2	0	116	1	0	117	0	0	0	0	0	210
01:30 PM	1	94	0	0	95	3	0	0	0	3	0	113	3	0	116	0	0	0	0	0	214
Total Volume	5	384	0	0	389	8	0	2	0	10	0	436	10	0	446	0	0	0	0	0	845
% App. Total	1.3	98.7	0	0		80	0	20	0		0	97.8	2.2	0		0	0	0	0		
PHF	.625	.865	.000	.000	.861	.667	.000	.250	.000	.833	.000	.940	.500	.000	.953	.000	.000	.000	.000	.000	.931
Cars	5	382	0	0	387	8	0	2	0	10	0	434	10	0	444	0	0	0	0	0	841
% Cars	100	99.5	0	0	99.5	100	0	100	0	100	0	99.5	100	0	99.6	0	0	0	0	0	99.5
Buses	0	0	0	0	0	0	0	0	0	0	0	0	0	0	0	0	0	0	0	0	0
% Buses	0	0	0	0	0	0	0	0	0	0	0	0	0	0	0	0	0	0	0	0	0
Trucks	0	2	0	0	2	0	0	0	0	0	0	2	0	0	2	0	0	0	0	0	4
% Trucks	0	0.5	0	0	0.5	0	0	0	0	0	0	0.5	0	0	0.4	0	0	0	0	0	0.5
Pedestrians	0	0	0	0	0	0	0	0	0	0	0	0	0	0	0	0	0	0	0	0	0
% Pedestrians	0	0	0	0	0	0	0	0	0	0	0	0	0	0	0	0	0	0	0	0	0



# Cummins Consulting Services, LLC

138 Mahin Trail, Versailles, KY 40383

859-361-2589

"simplifying Data Collection since 2004"

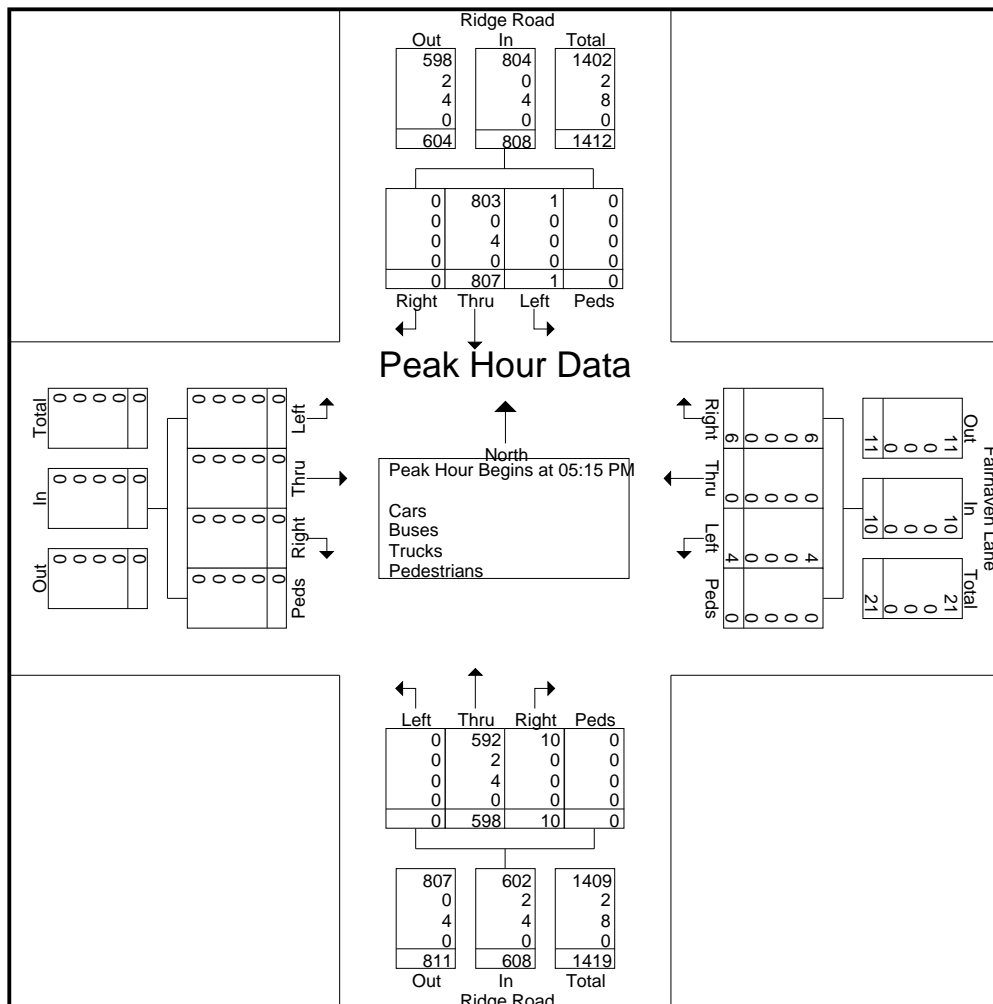
File Name : 2\_River\_Road\_at\_Fairhaven\_Lane\_10052023

Site Code : Thursday

Start Date : 10/5/2023

Page No : 6

Start Time	Ridge Road From North					Fairhaven Lane From East					Ridge Road From South					From West					Int. Total
	Left	Thru	Right	Peds	App. Total	Left	Thru	Right	Peds	App. Total	Left	Thru	Right	Peds	App. Total	Left	Thru	Right	Peds	App. Total	
Peak Hour Analysis From 02:00 PM to 06:45 PM - Peak 1 of 1																					
Peak Hour for Entire Intersection Begins at 05:15 PM																					
05:15 PM	0	211	0	0	211	0	0	1	0	1	0	187	2	0	189	0	0	0	0	0	401
05:30 PM	1	224	0	0	225	0	0	1	0	1	0	151	4	0	155	0	0	0	0	0	381
05:45 PM	0	204	0	0	204	1	0	3	0	4	0	129	3	0	132	0	0	0	0	0	340
06:00 PM	0	168	0	0	168	3	0	1	0	4	0	131	1	0	132	0	0	0	0	0	304
Total Volume	1	807	0	0	808	4	0	6	0	10	0	598	10	0	608	0	0	0	0	0	1426
% App. Total	0.1	99.9	0	0		40	0	60	0		0	98.4	1.6	0		0	0	0	0		
PHF	.250	.901	.000	.000	.898	.333	.000	.500	.000	.625	.000	.799	.625	.000	.804	.000	.000	.000	.000	.000	.889
Cars	1	803	0	0	804	4	0	6	0	10	0	592	10	0	602	0	0	0	0	0	1416
% Cars	100	99.5	0	0	99.5	100	0	100	0	100	0	99.0	100	0	99.0	0	0	0	0	0	99.3
Buses	0	0	0	0	0	0	0	0	0	0	0	2	0	0	2	0	0	0	0	0	2
% Buses	0	0	0	0	0	0	0	0	0	0	0	0.3	0	0	0.3	0	0	0	0	0	0.1
Trucks	0	4	0	0	4	0	0	0	0	0	0	4	0	0	4	0	0	0	0	0	8
% Trucks	0	0.5	0	0	0.5	0	0	0	0	0	0	0.7	0	0	0.7	0	0	0	0	0	0.6
Pedestrians	0	0	0	0	0	0	0	0	0	0	0	0	0	0	0	0	0	0	0	0	0
% Pedestrians	0	0	0	0	0	0	0	0	0	0	0	0	0	0	0	0	0	0	0	0	0



File Name: C:\Users\Administrator\Desktop\CT Consultants\Amberly TWP OF

Start Date: 10/3/2023

Start Time: 7:00:00 AM

Site Code: Tuesday

Comment 1:

Comment 2: Cloudy

Comment 3: Schools in Session

Comment 4: 8GZ

Start Time	Ridge Road From North				E Galbraith Road From East			
	Left	Thru	Right	Peds	Left	Thru	Right	Peds
#####	36	74	0	0	8	34	38	0
#####	35	69	4	0	23	38	29	0
#####	36	113	6	0	28	45	34	0
#####	31	109	3	0	22	37	48	0
#####	45	120	3	0	25	44	22	0
#####	34	120	5	0	21	41	43	0
#####	32	115	1	0	21	40	30	0
#####	40	115	4	0	16	36	29	0
#####	51	91	2	0	4	25	30	0
#####	32	82	4	0	17	30	27	0
#####	29	67	1	0	17	32	23	0
#####	30	62	4	0	14	24	40	0
#####	35	48	2	0	19	21	20	0
#####	33	51	2	0	9	19	39	0
#####	36	66	1	0	8	26	30	0
#####	35	58	5	0	14	31	30	0
#####	29	44	3	0	13	26	22	0
#####	22	56	0	0	20	32	37	0
#####	39	60	2	0	19	27	27	0
#####	20	69	0	0	27	48	25	0
#####	33	49	3	0	14	23	36	0
#####	22	63	3	0	25	37	45	0
#####	30	56	2	0	26	45	37	0
#####	27	66	1	0	15	26	41	0
#####	23	48	3	0	17	38	43	0
#####	40	71	4	0	14	41	25	0
#####	32	62	1	0	18	25	32	0
#####	33	56	3	0	20	30	34	0
#####	36	63	1	0	10	31	37	0
#####	34	55	4	0	24	45	40	0
#####	37	74	5	0	21	33	30	0
#####	54	93	4	0	15	35	33	0
#####	45	99	9	0	23	44	39	0
#####	45	88	2	0	28	40	41	0
#####	41	111	2	0	31	36	57	0
#####	39	114	2	0	17	41	56	0
#####	55	114	6	0	15	35	49	0
#####	43	89	2	0	25	40	50	0
#####	40	105	2	0	16	39	50	0
#####	57	154	5	0	26	36	43	0
#####	57	149	7	0	29	61	43	0
#####	56	158	9	0	23	57	65	0
#####	59	133	8	0	25	50	71	0

#####	65	119	8	0	21	30	44	0
#####	49	123	4	0	18	41	49	0
#####	32	91	0	0	20	39	33	0
#####	37	80	3	0	19	30	41	0
#####	34	68	3	0	20	33	30	0

I\CT Consultants - Amberly TWP OH - Data Files\1\_River\_Road\_a

Ridge Road From South				E Galbraith Road From West				
Left	Thru	Right	Peds	Left	Thru	Right	Peds	
36	82	10	0	5	18	12	0	
39	83	11	0	3	17	15	0	
45	101	9	0	8	17	25	0	
44	141	17	0	4	21	24	0	
42	109	19	0	4	24	24	0	
43	95	13	0	1	22	23	0	
42	80	13	0	3	32	28	0	
35	96	16	0	1	23	19	0	
29	67	7	0	2	26	12	0	
28	68	19	0	1	19	17	0	
21	61	8	0	5	31	15	0	
16	67	7	0	2	25	11	0	
24	56	18	0	3	24	17	0	
13	70	16	0	2	35	13	0	
16	63	15	0	4	24	14	0	
8	70	16	0	3	33	9	0	
8	71	17	0	4	20	18	0	
20	53	15	0	3	28	15	0	
24	59	18	0	2	21	13	0	
17	54	14	0	4	29	14	0	
7	56	13	0	1	24	18	0	
21	77	20	0	0	22	14	0	
19	75	19	0	1	40	18	0	
19	50	15	0	3	36	11	0	
19	52	13	0	3	18	22	0	
24	65	11	0	1	32	20	0	
20	68	15	0	2	34	13	0	
20	76	13	0	1	25	19	0	
20	70	25	0	3	33	21	0	
14	85	16	0	2	23	24	0	
30	80	16	0	1	28	19	0	
25	79	15	0	1	35	30	0	
23	110	22	0	1	33	17	0	
28	115	27	0	1	33	29	0	
22	112	22	0	2	35	28	0	
23	126	12	0	3	40	25	0	
31	121	17	0	0	33	24	0	
30	125	19	0	4	39	37	0	
36	120	25	0	0	44	35	0	
30	133	17	0	1	43	46	0	
43	150	16	0	2	38	26	0	
32	142	13	0	7	38	31	0	
17	140	13	0	4	34	44	0	

34	149	16	0	6	39	35	0
23	72	16	0	5	30	23	0
27	100	28	0	2	26	23	0
14	64	17	0	0	16	28	0
26	77	24	0	3	36	15	0

File Name: C:\Users\Administrator\Desktop\CT Consultants\Amberly TWP OF

Start Date: 10/3/2023

Start Time: 7:00:00 AM

Site Code: Tuesday

Comment 1:

Comment 2: Cloudy

Comment 3: Schools in Session

Comment 4: 8GZ

Start Time	Ridge Road From North				E Galbraith Road From East			
	Left	Thru	Right	Peds	Left	Thru	Right	Peds
#####	1	1	0	0	0	0	0	0
#####	0	0	0	0	0	0	0	0
#####	1	1	0	0	0	1	1	0
#####	0	0	1	0	0	0	1	0
#####	0	0	0	0	0	0	0	0
#####	0	1	0	0	1	0	1	0
#####	0	0	0	0	1	0	0	0
#####	0	3	0	0	0	0	0	0
#####	1	0	0	0	0	0	0	0
#####	0	0	0	0	0	1	0	0
#####	0	0	0	0	0	1	0	0
#####	0	0	0	0	0	0	0	0
#####	0	0	0	0	0	0	0	0
#####	0	0	0	0	0	0	0	0
#####	0	0	0	0	0	0	0	0
#####	0	0	0	0	0	0	0	0
#####	0	0	0	0	0	0	0	0
#####	0	0	0	0	0	1	0	0
#####	0	0	0	0	0	0	0	0
#####	0	0	0	0	0	0	0	0
#####	0	0	0	0	0	0	0	0
#####	0	0	0	0	0	0	0	0
#####	0	0	0	0	0	0	0	0
#####	0	0	0	0	0	1	0	0
#####	0	0	0	0	0	0	0	0
#####	0	0	0	0	0	0	0	0
#####	1	0	0	0	0	0	0	0
#####	0	1	0	0	0	1	0	0
#####	0	0	0	0	0	0	1	0
#####	0	0	0	0	0	1	0	0
#####	0	0	1	0	0	0	0	0
#####	1	0	0	0	0	0	0	0
#####	2	0	0	0	0	0	1	0
#####	0	1	0	0	0	1	1	0
#####	0	0	0	0	0	1	0	0
#####	0	0	0	0	0	0	0	0
#####	0	2	0	0	0	0	1	0
#####	0	0	0	0	0	0	0	0
#####	0	0	0	0	0	0	1	0
#####	0	0	0	0	0	0	0	0
#####	0	0	0	0	0	1	0	0
#####	0	0	0	0	0	0	0	0
#####	0	0	0	0	0	0	0	0
#####	0	0	0	0	0	0	0	0
#####	0	0	0	0	0	0	0	0
#####	0	0	0	0	0	1	0	0





0	0	0	0	0	0	0	0
0	0	0	0	0	0	0	0
0	0	0	0	0	0	0	0
0	0	0	0	0	1	0	0
0	0	0	0	0	0	0	0





I\CT Consultants - Amberly TWP OH - Data Files\1\_River\_Road\_a

Ridge Road From South				E Galbraith Road From West				
Left	Thru	Right	Peds	Left	Thru	Right	Peds	
1	1	0	0	0	0	0	0	
0	0	0	0	0	0	0	0	
0	2	0	0	0	1	2	0	
1	1	0	0	0	0	1	0	
0	0	0	0	0	0	0	0	
0	0	0	0	0	2	0	0	
0	3	0	0	0	0	0	0	
0	0	0	0	0	2	0	0	
0	0	1	0	0	0	0	0	
0	1	0	0	0	2	0	0	
0	2	0	0	0	1	2	0	
0	0	0	0	0	0	0	0	
0	1	0	0	0	1	0	0	
0	2	0	0	0	0	0	0	
0	0	0	0	0	0	2	0	
1	2	0	0	0	3	0	0	
2	1	0	0	0	0	0	0	
0	3	0	0	0	0	0	0	
2	5	1	0	0	0	0	0	
0	4	0	0	0	0	0	0	
0	2	0	0	0	0	0	0	
0	4	0	0	0	0	0	0	
0	0	0	0	0	0	0	0	
0	0	1	0	0	0	0	0	
0	1	0	0	0	0	0	0	
1	1	0	0	0	0	0	0	
0	0	0	0	0	0	0	0	
0	1	0	0	0	0	0	0	
0	4	0	0	0	1	1	0	
0	0	0	0	1	0	0	0	
3	1	0	0	0	1	0	0	
0	0	0	0	0	0	0	0	
0	0	0	0	0	1	1	0	
0	2	0	0	0	1	0	0	
0	2	0	0	0	1	0	0	
0	2	1	0	0	1	1	0	
0	1	0	0	0	0	0	0	
0	0	0	0	0	0	0	0	
2	2	0	0	0	0	0	0	
1	0	0	0	0	0	1	0	
0	0	0	0	0	0	0	0	
1	4	0	0	0	0	1	0	
0	1	0	0	0	0	0	0	

0	1	0	0	0	0	0	0
0	0	0	0	0	0	0	0
0	0	0	0	0	1	0	0
0	0	0	0	0	0	0	0
0	0	0	0	0	0	0	0







0	0	0	0	0	0	0	0
0	0	0	0	0	0	0	0
0	0	0	0	0	0	0	0
0	0	0	0	0	0	0	0
0	0	0	0	0	0	0	0

File Name: C:\Users\Administrator\Desktop\CT Consultants\Amberly TWP OF

Start Date: 10/4/2023

Start Time: 7:00:00 AM

Site Code: Wed

Comment 1:

Comment 2: Cloudy

Comment 3: Schools in Session

Comment 4: 8GZ

Start Time	Ridge Road From North				E Galbraith Road From East			
	Left	Thru	Right	Peds	Left	Thru	Right	Peds
#####	42	64	1	0	12	32	26	0
#####	34	94	2	0	24	38	33	0
#####	33	98	0	0	23	52	39	0
#####	37	117	2	0	16	41	48	0
#####	33	133	3	0	22	50	29	0
#####	30	130	2	0	22	48	32	0
#####	42	136	2	0	17	30	28	0
#####	25	122	3	0	12	27	18	0
#####	36	79	5	0	14	20	29	0
#####	36	73	1	0	15	22	30	0
#####	43	51	0	0	14	30	40	0
#####	32	76	0	0	12	29	21	0
#####	37	48	1	0	16	24	26	0
#####	27	56	2	0	10	14	27	0
#####	20	49	1	0	14	27	31	0
#####	34	53	6	0	8	34	25	0
#####	19	77	4	0	12	30	34	0
#####	20	66	3	0	15	33	33	0
#####	27	73	3	0	16	24	27	0
#####	32	73	3	0	20	32	41	0
#####	42	66	2	0	16	19	27	0
#####	33	77	1	0	16	36	38	0
#####	28	55	1	0	12	35	24	0
#####	23	64	2	0	17	39	34	0
#####	23	53	3	0	17	20	31	0
#####	29	73	2	0	22	25	33	0
#####	50	54	0	0	18	34	39	0
#####	30	56	1	0	17	29	37	0
#####	32	68	1	0	14	32	42	0
#####	37	59	3	0	29	29	51	0
#####	28	69	3	0	24	43	54	0
#####	51	74	3	0	20	25	23	0
#####	48	72	5	0	26	30	37	0
#####	49	108	3	0	21	48	54	0
#####	42	118	3	0	28	44	61	0
#####	55	100	4	0	16	52	37	0
#####	42	128	6	0	28	36	54	0
#####	63	126	6	0	27	36	51	0
#####	53	127	4	0	22	31	41	0
#####	51	152	3	0	20	44	40	0
#####	46	154	7	0	24	43	45	0
#####	56	161	9	0	30	45	62	0
#####	56	158	2	0	25	42	55	0

#####	62	182	4	0	21	36	51	0
#####	42	127	2	0	24	41	45	0
#####	36	118	5	0	22	31	28	0
#####	41	109	4	0	16	27	34	0
#####	28	90	0	0	20	33	41	0

I\CT Consultants - Amberly TWP OH - Data Files\1\_River\_Road\_a

Ridge Road From South				E Galbraith Road From West				
Left	Thru	Right	Peds	Left	Thru	Right	Peds	
24	76	7	0	4	23	15	0	
46	74	10	0	7	21	17	0	
44	90	16	0	2	24	14	0	
39	130	15	0	5	20	23	0	
51	107	19	0	2	20	27	0	
48	79	14	0	2	22	15	0	
44	89	9	0	1	18	21	0	
36	94	11	0	5	19	13	0	
22	68	10	0	1	27	18	0	
14	73	11	0	2	16	17	0	
22	54	12	0	1	24	15	0	
12	60	14	0	2	20	15	0	
14	50	19	0	2	22	14	0	
14	67	19	0	0	29	15	0	
18	57	12	0	2	37	18	0	
13	72	18	0	3	35	21	0	
16	67	15	0	1	22	19	0	
10	54	8	0	3	17	21	0	
23	72	24	0	6	19	10	0	
12	64	17	0	1	34	16	0	
24	60	10	0	3	23	23	0	
32	77	16	0	1	19	16	0	
14	62	16	0	0	25	20	0	
18	60	17	0	1	24	21	0	
19	87	15	0	1	23	16	0	
15	63	13	0	2	32	12	0	
14	59	16	0	1	30	22	0	
22	85	10	0	3	33	22	0	
25	63	16	0	2	25	17	0	
19	103	15	0	4	30	24	0	
26	90	12	0	1	30	25	0	
18	84	17	0	1	15	13	0	
23	91	21	0	3	44	36	0	
33	129	20	0	2	27	27	0	
26	122	20	0	3	28	24	0	
26	119	22	0	2	46	30	0	
33	136	20	0	4	35	31	0	
31	126	20	0	3	31	41	0	
31	138	20	0	3	34	27	0	
23	147	19	0	4	26	38	0	
40	126	18	0	1	41	37	0	
28	138	25	0	1	27	32	0	
28	126	23	0	1	26	29	0	

24	91	28	0	1	34	26	0
20	137	16	0	2	24	17	0
24	91	19	0	2	29	16	0
24	88	15	0	3	36	9	0
23	79	14	0	0	23	17	0







0	0	0	0	0	0	0	0
0	0	0	0	0	0	0	0
0	0	0	0	0	0	0	0
0	0	0	0	0	0	0	0
0	0	0	0	0	0	0	0

File Name: C:\Users\Administrator\Desktop\CT Consultants\Amberly TWP OF

Start Date: 10/4/2023

Start Time: 7:00:00 AM

Site Code: Wed

Comment 1:

Comment 2: Cloudy

Comment 3: Schools in Session

Comment 4: 8GZ

Start Time	Ridge Road From North				E Galbraith Road From East			
	Left	Thru	Right	Peds	Left	Thru	Right	Peds
#####	1	1	0	0	0	0	1	0
#####	1	2	0	0	0	1	0	0
#####	0	0	0	0	0	0	0	0
#####	0	2	0	0	0	0	1	0
#####	0	4	0	0	0	1	0	0
#####	0	1	0	0	0	0	0	0
#####	0	5	0	0	0	1	0	0
#####	2	3	0	0	1	0	0	0
#####	0	0	0	0	0	1	2	0
#####	2	4	0	0	0	1	1	0
#####	0	1	0	0	0	0	0	0
#####	1	4	0	0	0	0	1	0
#####	1	3	0	0	1	0	0	0
#####	0	2	0	0	1	1	1	0
#####	1	0	0	0	0	1	0	0
#####	0	2	0	0	0	1	2	0
#####	1	2	0	0	0	1	1	0
#####	0	0	0	0	0	3	0	0
#####	0	5	0	0	0	0	1	0
#####	1	1	0	0	0	0	2	0
#####	0	0	0	0	0	0	2	0
#####	0	0	0	0	0	2	2	0
#####	0	1	0	0	0	0	1	0
#####	1	1	0	0	0	0	1	0
#####	1	0	1	0	0	0	0	0
#####	0	2	0	0	0	0	1	0
#####	1	0	1	0	0	0	0	0
#####	0	1	0	0	0	0	0	0
#####	0	2	0	0	0	0	1	0
#####	2	1	0	0	0	0	1	0
#####	1	0	0	0	0	0	1	0
#####	1	1	0	0	0	0	0	0
#####	0	0	0	0	1	0	1	0
#####	1	2	0	0	0	0	2	0
#####	0	0	0	0	0	0	0	0
#####	0	1	0	0	0	0	1	0
#####	0	1	0	0	0	0	1	0
#####	0	0	0	0	0	0	1	0
#####	0	1	0	0	0	0	1	0
#####	0	0	0	0	0	0	0	0
#####	0	0	0	0	0	0	0	0
#####	0	0	0	0	0	0	0	0
#####	0	0	0	0	0	0	0	0
#####	0	0	0	0	0	0	0	0
#####	0	0	0	0	1	0	0	0

#####	0	0	0	0	0	0	0	0
#####	0	1	0	0	0	0	1	0
#####	0	0	0	0	0	0	0	0
#####	0	1	0	0	0	0	1	0
#####	0	0	0	0	0	1	0	0

I\CT Consultants - Amberly TWP OH - Data Files\1\_River\_Road\_a

Ridge Road From South				E Galbraith Road From West				
Left	Thru	Right	Peds	Left	Thru	Right	Peds	
0	1	0	0	0	0	0	0	
0	0	0	0	0	0	0	0	
0	1	0	0	0	0	1	0	
0	1	0	0	0	2	3	0	
0	0	0	0	1	1	0	0	
1	1	1	0	0	1	0	0	
0	1	1	0	1	3	1	0	
0	1	0	0	0	0	0	0	
0	1	0	0	0	0	0	0	
0	0	0	0	0	0	0	0	
0	2	1	0	0	0	1	0	
0	2	0	0	0	0	1	0	
0	1	1	0	0	1	1	0	
0	1	1	0	0	3	0	0	
2	3	0	0	0	0	0	0	
0	3	0	0	0	0	1	0	
0	0	1	0	0	0	0	0	
0	3	0	0	0	2	1	0	
0	2	0	0	0	0	0	0	
0	1	1	0	0	1	0	0	
0	1	0	0	0	0	0	0	
2	1	0	0	0	0	1	0	
0	0	0	0	0	0	1	0	
1	0	0	0	0	0	1	0	
0	0	0	0	0	0	0	0	
0	1	1	0	0	0	0	0	
0	3	1	0	0	1	0	0	
1	1	0	0	0	0	1	0	
0	1	0	0	0	1	0	0	
0	3	1	0	0	0	0	0	
3	1	1	0	1	1	0	0	
0	2	0	0	0	0	1	0	
0	1	0	0	0	0	0	0	
3	0	1	0	0	0	0	0	
0	1	0	0	0	1	0	0	
0	0	0	0	0	1	0	0	
1	4	0	0	0	1	0	0	
0	0	0	0	0	1	0	0	
0	2	0	0	1	1	0	0	
1	2	0	0	0	0	0	0	
0	1	0	0	0	0	0	0	
0	1	0	0	0	0	0	0	
0	1	0	0	0	0	0	0	

0	1	0	0	0	0	0	0
0	0	0	0	0	0	0	0
0	0	0	0	0	0	0	0
0	0	0	0	0	0	0	0
0	0	0	0	0	0	0	0



#####	0	0	0	0	0	0	0	0
#####	0	0	0	0	0	0	0	0
#####	0	0	0	0	0	0	0	0
#####	0	0	0	0	0	0	0	0
#####	0	0	0	1	0	0	0	0



0	0	0	0	0	0	0	0
0	0	0	0	0	0	0	0
0	0	0	0	0	0	0	0
0	0	0	0	0	0	0	0
0	0	0	0	0	0	0	0

File Name: C:\Users\Administrator\Desktop\CT Consultants\Amberly TWP OF

Start Date: 10/5/2023

Start Time: 7:00:00 AM

Site Code: Thursday

Comment 1:

Comment 2: Cloudy

Comment 3: Schools in Session

Comment 4: 8GZ

Start Time	Ridge Road From North				E Galbraith Road From East			
	Left	Thru	Right	Peds	Left	Thru	Right	Peds
#####	26	50	0	0	8	28	32	0
#####	34	92	5	0	20	46	26	0
#####	42	106	1	0	19	49	34	0
#####	45	94	3	0	19	40	47	0
#####	43	132	3	0	16	45	41	0
#####	30	127	3	0	15	33	33	0
#####	24	109	1	0	24	47	28	0
#####	44	100	3	0	10	31	25	0
#####	36	78	0	0	12	18	17	0
#####	41	72	1	0	11	23	25	0
#####	33	63	2	0	9	31	38	0
#####	27	52	2	0	15	23	41	0
#####	34	52	2	0	15	31	28	0
#####	27	49	2	0	15	20	31	0
#####	26	59	2	0	14	18	32	0
#####	29	65	2	0	16	24	23	0
#####	29	52	0	0	16	18	33	0
#####	36	60	1	0	1	37	32	0
#####	22	65	0	0	14	23	31	0
#####	37	64	2	0	21	21	29	0
#####	48	70	3	0	15	31	34	0
#####	31	63	4	0	15	31	38	0
#####	37	54	2	0	25	42	37	0
#####	29	81	5	0	22	26	33	0
#####	26	53	2	0	10	30	32	0
#####	30	65	5	0	13	32	33	0
#####	49	70	1	0	13	31	43	0
#####	34	66	2	0	14	37	42	0
#####	37	66	3	0	21	45	33	0
#####	40	62	7	0	20	38	48	0
#####	44	79	1	0	13	32	40	0
#####	48	97	7	0	10	29	42	0
#####	47	93	2	0	24	36	42	0
#####	50	110	5	0	24	60	54	0
#####	51	108	4	0	19	38	62	0
#####	49	93	8	0	22	44	57	0
#####	42	97	4	0	17	33	48	0
#####	39	122	10	0	23	36	65	0
#####	86	64	16	0	19	50	70	0
#####	73	61	6	0	14	47	60	0
#####	79	109	13	0	16	48	60	0
#####	60	137	7	0	27	44	60	0
#####	57	162	5	0	25	52	52	0

#####	44	146	2	0	19	31	50	0
#####	57	122	3	0	22	32	35	0
#####	64	111	4	0	17	27	41	0
#####	41	97	0	0	15	33	29	0
#####	24	81	2	0	14	38	27	0

I\CT Consultants - Amberly TWP OH - Data Files\1\_River\_Road\_a

Ridge Road From South				E Galbraith Road From West				
Left	Thru	Right	Peds	Left	Thru	Right	Peds	
23	73	7	0	5	16	5	0	
46	92	10	0	2	20	19	0	
43	106	13	0	6	29	21	0	
44	135	19	0	1	26	26	0	
40	110	19	0	2	12	19	0	
25	93	14	0	2	24	16	0	
41	87	11	0	1	18	15	0	
34	96	16	0	1	24	16	0	
29	93	15	0	0	18	13	0	
27	72	14	0	3	21	9	0	
25	63	14	0	0	22	22	0	
25	47	16	0	4	36	18	0	
18	57	12	0	0	24	16	0	
23	64	12	0	1	34	15	0	
14	67	18	0	2	19	9	0	
16	61	17	0	0	31	18	0	
16	52	18	0	2	23	18	0	
22	55	15	0	0	18	11	0	
7	66	14	0	2	22	23	0	
21	74	10	0	0	25	26	0	
17	79	19	0	3	29	19	0	
10	57	15	0	5	25	23	0	
31	67	12	0	1	25	20	0	
22	76	18	0	0	23	14	0	
23	52	18	0	3	28	19	0	
26	72	17	0	2	27	15	0	
19	75	18	0	4	30	12	0	
28	72	17	0	1	27	16	0	
19	67	15	0	4	43	29	0	
21	82	15	0	3	15	18	0	
20	83	17	0	1	40	30	0	
27	69	18	0	2	36	21	0	
23	84	22	0	2	38	17	0	
30	95	19	0	0	34	24	0	
30	111	23	0	2	22	26	0	
28	106	18	0	1	49	30	0	
29	124	14	0	4	32	24	0	
27	109	12	0	2	36	26	0	
8	22	20	0	5	48	17	0	
11	99	10	0	1	36	21	0	
21	68	15	0	1	49	13	0	
29	128	17	0	9	30	32	0	
19	125	21	0	3	36	37	0	

27	92	13	0	2	41	32	0
30	84	15	0	1	34	19	0
21	91	21	0	1	29	25	0
26	60	9	0	2	29	25	0
16	69	14	0	0	34	10	0

File Name: C:\Users\Administrator\Desktop\CT Consultants\Amberly TWP OF

Start Date: 10/5/2023

Start Time: 7:00:00 AM

Site Code: Thursday

Comment 1:

Comment 2: Cloudy

Comment 3: Schools in Session

Comment 4: 8GZ

Start Time	Ridge Road From North				E Galbraith Road From East			
	Left	Thru	Right	Peds	Left	Thru	Right	Peds
#####	0	1	0	0	0	0	0	0
#####	0	0	0	0	1	1	0	0
#####	1	1	0	0	0	0	1	0
#####	0	0	1	0	0	0	0	0
#####	1	0	0	0	0	0	1	0
#####	0	0	0	0	1	0	0	0
#####	0	0	0	0	1	0	1	0
#####	0	0	0	0	0	0	0	0
#####	0	0	0	0	0	0	0	0
#####	1	0	0	0	0	0	0	0
#####	0	0	0	0	0	0	1	0
#####	0	1	0	0	0	0	0	0
#####	0	0	0	0	0	0	0	0
#####	0	0	0	0	0	0	0	0
#####	1	0	0	0	0	0	0	0
#####	0	0	0	0	0	0	0	0
#####	0	0	0	0	0	0	1	0
#####	0	0	0	0	0	1	0	0
#####	0	0	0	0	0	0	0	0
#####	1	0	0	0	0	0	0	0
#####	1	0	0	0	0	0	0	0
#####	0	0	0	0	0	0	2	0
#####	0	0	0	0	0	0	0	0
#####	0	0	0	0	0	0	0	0
#####	0	0	0	0	0	0	0	0
#####	0	0	0	0	0	1	0	0
#####	0	0	0	0	0	0	0	0
#####	1	0	1	0	0	0	0	0
#####	0	0	0	0	1	0	1	0
#####	1	0	0	0	0	0	0	0
#####	0	1	0	0	0	0	0	0
#####	0	0	0	0	0	0	0	0
#####	0	0	0	0	0	0	2	0
#####	0	1	0	0	0	0	2	0
#####	0	1	0	0	0	0	0	0
#####	0	0	0	0	0	1	0	0
#####	1	0	0	0	0	0	0	0
#####	0	0	0	0	0	1	0	0
#####	0	0	0	0	0	0	0	0
#####	0	0	0	0	0	0	0	0
#####	0	0	0	0	0	0	0	0
#####	0	0	0	0	0	1	0	0

#####	0	0	0	0	0	0	0	0
#####	0	0	0	0	0	0	0	0
#####	2	0	0	0	0	0	0	0
#####	1	0	0	0	0	0	0	0
#####	0	0	0	0	0	1	0	0



0	0	0	0	0	0	0	0
0	0	0	0	0	0	0	0
0	0	0	0	0	0	0	0
0	0	0	0	0	0	0	0
0	0	0	0	0	0	0	0







0	0	0	0	0	0	0	0
0	1	0	0	0	0	0	0
0	0	0	0	0	0	0	0
0	1	0	0	0	0	0	0
0	0	0	0	0	0	0	0







0	0	0	0	0	0	0	0
0	0	0	0	0	0	0	0
0	0	0	0	0	0	0	0
0	0	0	0	0	0	0	0
0	0	0	0	0	0	0	0

File Name: C:\Users\Administrator\Desktop\CT Consultants\Amberly TWP OF

Start Date: 10/3/2023

Start Time: 7:00:00 AM

Site Code: Tuesday

Comment 1:

Comment 2: Cloudy

Comment 3: Schools in Session

Comment 4: 8HL

Start Time	Ridge Road From North				Fairhaven Lane From East			
	Left	Thru	Right	Peds	Left	Thru	Right	Peds
#####	0	90	0	0	7	0	0	0
#####	0	106	0	0	6	0	0	0
#####	0	161	0	0	2	0	1	0
#####	1	152	0	0	1	0	1	0
#####	1	159	0	0	2	0	1	0
#####	0	174	0	0	0	0	1	0
#####	0	161	0	0	1	0	1	0
#####	0	145	0	0	1	0	1	0
#####	0	113	0	0	1	0	1	0
#####	2	100	0	0	1	0	1	0
#####	2	104	0	0	0	0	1	0
#####	1	84	0	0	0	0	0	0
#####	0	90	0	0	4	0	2	0
#####	1	74	0	0	0	0	3	0
#####	2	80	0	0	0	0	2	0
#####	3	79	0	0	1	0	0	0
#####	1	73	0	0	2	0	2	0
#####	0	89	0	0	1	0	1	0
#####	0	92	0	0	1	0	1	0
#####	2	109	0	0	1	0	3	0
#####	0	80	0	0	1	0	0	0
#####	2	98	0	0	1	0	3	0
#####	4	97	0	0	1	0	0	0
#####	0	94	0	0	1	0	3	0
#####	1	89	0	0	2	0	0	0
#####	2	95	0	0	2	0	1	0
#####	3	93	0	0	3	0	2	0
#####	1	87	0	0	1	0	0	0
#####	0	102	0	0	0	0	0	0
#####	1	99	0	0	0	0	0	0
#####	1	111	0	0	0	0	2	0
#####	1	130	0	0	1	0	2	0
#####	1	144	0	0	1	0	1	0
#####	2	139	0	0	2	0	2	0
#####	1	164	0	0	0	0	0	0
#####	2	159	0	0	3	0	0	0
#####	1	157	0	0	2	0	0	0
#####	0	145	0	0	1	0	1	0
#####	0	158	0	0	0	0	1	0
#####	1	215	0	0	0	0	1	0
#####	1	199	0	0	1	0	0	0
#####	2	207	0	0	0	0	0	0
#####	2	210	0	0	1	0	1	0

#####	2	182	0	0	1	0	1	0
#####	1	157	0	0	1	0	0	0
#####	1	132	0	0	1	0	1	0
#####	2	126	0	0	3	0	2	0
#####	0	114	0	0	4	0	0	0

Ridge Road From South				From West				
Left	Thru	Right	Peds	Left	Thru	Right	Peds	
0	134	0	0	0	0	0	0	
0	125	2	0	0	0	0	0	
0	164	1	0	0	0	0	0	
0	198	1	0	0	0	0	0	
0	162	3	0	0	0	0	0	
0	152	0	0	0	0	0	0	
0	147	4	0	0	0	0	0	
0	131	2	0	0	0	0	0	
0	105	2	0	0	0	0	0	
0	110	1	0	0	0	0	0	
0	92	1	0	0	0	0	0	
0	89	3	0	0	0	0	0	
0	96	2	0	0	0	0	0	
0	97	2	0	0	0	0	0	
0	91	2	0	0	0	0	0	
0	93	0	0	0	0	0	0	
0	95	1	0	0	0	0	0	
0	90	2	0	0	0	0	0	
0	97	1	0	0	0	0	0	
0	87	2	0	0	0	0	0	
0	76	3	0	0	0	0	0	
0	115	4	0	0	0	0	0	
0	112	0	0	0	0	0	0	
0	80	1	0	0	0	0	0	
0	82	0	0	0	0	0	0	
0	103	1	0	0	0	0	0	
0	96	3	0	0	0	0	0	
0	110	1	0	0	0	0	0	
0	112	1	0	0	0	0	0	
0	117	1	0	0	0	0	0	
0	129	1	0	0	0	0	0	
0	115	0	0	0	0	0	0	
0	153	0	0	0	0	0	0	
0	164	1	0	0	0	0	0	
0	158	3	0	0	0	0	0	
0	167	2	0	0	0	0	0	
0	167	2	0	0	0	0	0	
0	182	2	0	0	0	0	0	
0	185	4	0	0	0	0	0	
0	172	3	0	0	0	0	0	
0	220	5	0	0	0	0	0	
0	183	4	0	0	0	0	0	
0	174	3	0	0	0	0	0	

0	176	3	0	0	0	0	0
0	114	0	0	0	0	0	0
0	151	1	0	0	0	0	0
0	91	2	0	0	0	0	0
0	130	0	0	0	0	0	0







0	0	0	0	0	0	0	0
0	0	0	0	0	0	0	0
0	0	0	0	0	0	0	0
0	0	0	0	0	0	0	0
0	0	0	0	0	0	0	0





Ridge Road From South				From West				
Left	Thru	Right	Peds	Left	Thru	Right	Peds	
0	2	0	0	0	0	0	0	
0	0	0	0	0	0	0	0	
0	2	0	0	0	0	0	0	
0	2	0	0	0	0	0	0	
0	0	0	0	0	0	0	0	
0	0	0	0	0	0	0	0	
0	2	2	0	0	0	0	0	
0	0	0	0	0	0	0	0	
0	1	0	0	0	0	0	0	
0	1	0	0	0	0	0	0	
0	2	0	0	0	0	0	0	
0	0	0	0	0	0	0	0	
0	0	0	0	0	0	0	0	
0	1	0	0	0	0	0	0	
0	0	0	0	0	0	0	0	
0	2	0	0	0	0	0	0	
0	3	0	0	0	0	0	0	
0	3	0	0	0	0	0	0	
0	5	0	0	0	0	0	0	
0	3	0	0	0	0	0	0	
0	2	0	0	0	0	0	0	
0	3	1	0	0	0	0	0	
0	0	0	0	0	0	0	0	
0	1	0	0	0	0	0	0	
0	1	0	0	0	0	0	0	
0	2	0	0	0	0	0	0	
0	0	0	0	0	0	0	0	
0	1	0	0	0	0	0	0	
0	3	0	0	0	0	0	0	
0	0	0	0	0	0	0	0	
0	3	0	0	0	0	0	0	
0	0	0	0	0	0	0	0	
0	0	0	0	0	0	0	0	
0	2	0	0	0	0	0	0	
0	2	0	0	0	0	0	0	
0	2	0	0	0	0	0	0	
0	2	0	0	0	0	0	0	
0	2	0	0	0	0	0	0	
0	2	0	0	0	0	0	0	
0	2	0	0	0	0	0	0	
0	1	0	0	0	0	0	0	
0	0	0	0	0	0	0	0	
0	4	0	0	0	0	0	0	
0	0	1	0	0	0	0	0	

0	1	0	0	0	0	0	0
0	0	0	0	0	0	0	0
0	0	0	0	0	0	0	0
0	0	0	0	0	0	0	0
0	0	0	0	0	0	0	0







0	0	0	0	0	0	0	0
0	0	0	0	0	0	0	0
0	0	0	0	0	0	0	0
0	0	0	0	0	0	0	0
0	0	0	0	0	0	0	0

File Name: C:\Users\Administrator\Desktop\CT Consultants\Amberly TWP OF

Start Date: 10/4/2023

Start Time: 7:00:00 AM

Site Code: Wed

Comment 1:

Comment 2: Cloudy

Comment 3: Schools in Session

Comment 4: 8HL

Start Time	Ridge Road From North				Fairhaven Lane From East			
	Left	Thru	Right	Peds	Left	Thru	Right	Peds
#####	1	85	0	0	6	0	0	0
#####	0	128	0	0	5	0	1	0
#####	0	134	0	0	4	0	2	0
#####	1	145	0	0	1	0	1	0
#####	1	182	0	0	2	0	0	0
#####	1	176	0	0	2	0	0	0
#####	2	176	0	0	4	0	1	0
#####	1	125	0	0	0	0	2	0
#####	0	114	0	0	0	0	0	0
#####	1	98	0	0	2	0	1	0
#####	2	79	0	0	0	0	0	0
#####	0	103	0	0	0	0	1	0
#####	2	78	0	0	0	0	0	0
#####	0	76	0	0	0	0	1	0
#####	3	86	0	0	1	0	2	0
#####	1	79	0	0	1	0	3	0
#####	0	103	0	0	2	0	1	0
#####	0	107	0	0	0	0	1	0
#####	2	92	0	0	1	0	1	0
#####	2	105	0	0	0	0	0	0
#####	0	101	0	0	0	0	1	0
#####	0	78	0	0	0	0	2	0
#####	1	90	0	0	1	0	1	0
#####	0	99	0	0	3	0	0	0
#####	1	84	0	0	2	0	0	0
#####	1	104	0	0	1	0	0	0
#####	1	93	0	0	2	0	1	0
#####	1	92	0	0	1	0	1	0
#####	1	101	0	0	0	0	1	0
#####	0	110	0	0	0	0	0	0
#####	1	105	0	0	2	0	0	0
#####	1	118	0	0	1	0	0	0
#####	0	128	0	0	0	0	2	0
#####	0	154	0	0	1	0	1	0
#####	0	164	0	0	0	0	0	0
#####	2	143	0	0	0	0	0	0
#####	1	183	0	0	1	0	1	0
#####	0	188	0	0	0	0	1	0
#####	0	184	0	0	1	0	1	0
#####	3	196	0	0	1	0	2	0
#####	2	218	0	0	1	0	0	0
#####	0	216	0	0	0	0	0	0
#####	0	220	0	0	3	0	1	0

#####	3	233	0	0	2	0	3	0
#####	0	169	0	0	2	0	1	0
#####	0	147	0	0	1	0	0	0
#####	1	140	0	0	1	0	0	0
#####	0	121	0	0	3	0	0	0

I\CT Consultants - Amberly TWP OH - Data Files\2\_River\_Road\_a

Ridge Road From South				From West				
Left	Thru	Right	Peds	Left	Thru	Right	Peds	
0	112	0	0	0	0	0	0	
0	128	0	0	0	0	0	0	
0	148	2	0	0	0	0	0	
0	192	1	0	0	0	0	0	
0	178	4	0	0	0	0	0	
0	151	5	0	0	0	0	0	
0	145	0	0	0	0	0	0	
0	134	1	0	0	0	0	0	
0	104	3	0	0	0	0	0	
0	101	1	0	0	0	0	0	
0	95	0	0	0	0	0	0	
0	88	2	0	0	0	0	0	
0	84	0	0	0	0	0	0	
0	101	0	0	0	0	0	0	
0	76	3	0	0	0	0	0	
0	105	0	0	0	0	0	0	
0	97	0	0	0	0	0	0	
0	70	0	0	0	0	0	0	
0	115	1	0	0	0	0	0	
0	95	1	0	0	0	0	0	
0	94	1	0	0	0	0	0	
0	120	0	0	0	0	0	0	
0	102	2	0	0	0	0	0	
0	98	1	0	0	0	0	0	
0	119	0	0	0	0	0	0	
0	93	0	0	0	0	0	0	
0	89	0	0	0	0	0	0	
0	107	3	0	0	0	0	0	
0	107	0	0	0	0	0	0	
0	138	0	0	0	0	0	0	
0	128	2	0	0	0	0	0	
0	109	1	0	0	0	0	0	
0	133	1	0	0	0	0	0	
0	176	4	0	0	0	0	0	
0	166	4	0	0	0	0	0	
0	176	1	0	0	0	0	0	
0	190	2	0	0	0	0	0	
0	182	3	0	0	0	0	0	
0	186	6	0	0	0	0	0	
0	183	5	0	0	0	0	0	
0	181	2	0	0	0	0	0	
0	210	4	0	0	0	0	0	
0	168	2	0	0	0	0	0	

0	152	1	0	0	0	0	0
0	147	3	0	0	0	0	0
0	136	1	0	0	0	0	0
0	133	2	0	0	0	0	0
0	117	2	0	0	0	0	0







0	0	0	0	0	0	0	0
0	0	0	0	0	0	0	0
0	0	0	0	0	0	0	0
0	0	0	0	0	0	0	0
0	0	0	0	0	0	0	0

File Name: C:\Users\Administrator\Desktop\CT Consultants\Amberly TWP OF

Start Date: 10/4/2023

Start Time: 7:00:00 AM

Site Code: Wed

Comment 1:

Comment 2: Cloudy

Comment 3: Schools in Session

Comment 4: 8HL

Start Time	Ridge Road From North				Fairhaven Lane From East			
	Left	Thru	Right	Peds	Left	Thru	Right	Peds
#####	0	3	0	0	0	0	0	0
#####	0	3	0	0	0	0	0	0
#####	0	2	0	0	0	0	0	0
#####	0	4	0	0	0	0	0	0
#####	0	2	0	0	0	0	0	0
#####	0	3	0	0	0	0	0	0
#####	0	4	0	0	0	0	0	0
#####	0	7	0	0	0	0	0	0
#####	0	3	0	0	0	0	0	0
#####	0	2	0	0	0	0	0	0
#####	0	1	0	0	0	0	0	0
#####	0	4	0	0	0	0	0	0
#####	1	2	0	0	1	0	0	0
#####	0	2	0	0	0	0	0	0
#####	0	1	0	0	1	0	0	0
#####	0	3	0	0	0	0	0	0
#####	0	2	0	0	0	0	0	0
#####	0	1	0	0	0	0	0	0
#####	0	5	0	0	0	0	0	0
#####	0	1	0	0	0	0	0	0
#####	0	1	0	0	0	0	0	0
#####	0	0	0	0	0	0	0	0
#####	0	0	0	0	0	0	0	0
#####	0	2	0	0	0	0	0	0
#####	0	2	0	0	0	0	0	0
#####	0	1	0	0	0	0	0	0
#####	0	2	0	0	0	0	0	0
#####	0	3	0	0	0	0	0	0
#####	0	2	0	0	0	0	0	0
#####	0	1	0	0	0	0	0	0
#####	0	2	0	0	0	0	0	0
#####	0	2	0	0	0	0	0	0
#####	0	1	0	0	0	0	0	0
#####	0	1	0	0	0	0	0	0
#####	0	0	0	0	0	0	0	0
#####	0	2	0	0	0	0	0	0
#####	0	2	0	0	0	0	0	0
#####	0	0	0	0	0	0	0	0
#####	0	1	0	0	0	0	0	0
#####	0	0	0	0	0	0	0	0
#####	0	0	0	0	0	0	0	0
#####	0	0	0	0	0	0	0	0
#####	0	1	0	0	0	0	0	0



Ridge Road From South				From West				
Left	Thru	Right	Peds	Left	Thru	Right	Peds	
0	1	0	0	0	0	0	0	
0	0	0	0	0	0	0	0	
0	1	0	0	0	0	0	0	
0	1	0	0	0	0	0	0	
0	0	0	0	0	0	0	0	
0	2	3	0	0	0	0	0	
0	1	0	0	0	0	0	0	
0	0	0	0	0	0	0	0	
0	0	0	0	0	0	0	0	
0	1	0	0	0	0	0	0	
0	0	0	0	0	0	0	0	
0	2	0	0	0	0	0	0	
0	2	0	0	0	0	0	0	
0	2	0	0	0	0	0	0	
0	4	1	0	0	0	0	0	
0	1	0	0	0	0	0	0	
0	1	0	0	0	0	0	0	
0	1	0	0	0	0	0	0	
0	2	0	0	0	0	0	0	
0	1	0	0	0	0	0	0	
0	3	0	0	0	0	0	0	
0	0	0	0	0	0	0	0	
0	0	0	0	0	0	0	0	
0	0	0	0	0	0	0	0	
0	1	0	0	0	0	0	0	
0	4	0	0	0	0	0	0	
0	0	0	0	0	0	0	0	
0	2	0	0	0	0	0	0	
0	0	0	0	0	0	0	0	
0	7	0	0	0	0	0	0	
0	5	0	0	0	0	0	0	
0	1	0	0	0	0	0	0	
0	5	0	0	0	0	0	0	
0	1	0	0	0	0	0	0	
0	0	0	0	0	0	0	0	
0	4	0	0	0	0	0	0	
0	1	0	0	0	0	0	0	
0	3	0	0	0	0	0	0	
0	1	0	0	0	0	0	0	
0	1	0	0	0	0	0	0	
0	0	0	0	0	0	0	0	
0	2	0	0	0	0	0	0	

0	0	0	0	0	0	0	0
0	0	0	0	0	0	0	0
0	0	0	0	0	0	0	0
0	0	0	0	0	0	0	0
0	0	0	0	0	0	0	0







0	0	0	0	0	0	0	0
0	0	0	0	0	0	0	0
0	0	0	0	0	0	0	0
0	0	0	0	0	0	0	0
0	0	0	0	0	0	0	0

File Name: C:\Users\Administrator\Desktop\CT Consultants\Amberly TWP OF

Start Date: 10/5/2023

Start Time: 7:00:00 AM

Site Code: Thursday

Comment 1:

Comment 2: Cloudy

Comment 3: Schools in Session

Comment 4: 8HL

Start Time	Ridge Road From North				Fairhaven Lane From East			
	Left	Thru	Right	Peds	Left	Thru	Right	Peds
#####	1	61	0	0	6	0	1	0
#####	0	121	0	0	6	0	1	0
#####	0	139	0	0	4	0	1	0
#####	0	144	0	0	1	0	1	0
#####	1	161	0	0	2	0	0	0
#####	1	162	0	0	2	0	1	0
#####	0	152	0	0	2	0	1	0
#####	0	126	0	0	0	0	0	0
#####	0	102	0	0	2	0	0	0
#####	0	90	0	0	0	0	0	0
#####	0	94	0	0	0	0	1	0
#####	0	89	0	0	0	0	0	0
#####	0	82	0	0	4	0	0	0
#####	2	73	0	0	0	0	1	0
#####	3	97	0	0	1	0	0	0
#####	0	91	0	0	1	0	0	0
#####	0	83	0	0	0	0	3	0
#####	0	91	0	0	0	0	0	0
#####	3	91	0	0	0	0	2	0
#####	1	111	0	0	1	0	0	0
#####	2	102	0	0	0	0	2	0
#####	0	99	0	0	1	0	1	0
#####	0	97	0	0	1	0	0	0
#####	2	111	0	0	1	0	2	0
#####	1	88	0	0	2	0	0	0
#####	1	90	0	0	2	0	0	0
#####	1	93	0	0	3	0	0	0
#####	1	99	0	0	4	0	1	0
#####	1	110	0	0	1	0	1	0
#####	0	99	0	0	0	0	0	0
#####	0	126	0	0	1	0	0	0
#####	0	123	0	0	0	0	0	0
#####	1	133	0	0	1	0	0	0
#####	1	153	0	0	2	0	1	0
#####	2	154	0	0	0	0	1	0
#####	1	147	0	0	0	0	0	0
#####	0	141	0	0	1	0	1	0
#####	0	158	0	0	0	0	1	0
#####	13	134	0	1	0	0	0	0
#####	1	104	0	0	1	0	2	0
#####	1	120	0	0	2	0	1	0
#####	0	210	0	0	0	0	1	0
#####	1	224	0	0	0	0	1	0

#####	0	201	0	0	1	0	3	0
#####	0	168	0	0	3	0	1	0
#####	1	140	0	0	3	0	1	0
#####	0	151	0	0	0	0	0	0
#####	0	102	0	0	1	0	1	0

I\CT Consultants - Amberly TWP OH - Data Files\2\_River\_Road\_a

Ridge Road From South				From West				
Left	Thru	Right	Peds	Left	Thru	Right	Peds	
0	106	0	0	0	0	0	0	0
0	144	0	0	0	0	0	0	0
0	159	2	0	0	0	0	0	0
0	198	2	0	0	0	0	0	0
0	166	4	0	0	0	0	0	0
0	144	4	0	0	0	0	0	0
0	133	1	0	0	0	0	0	0
0	151	0	0	0	0	0	0	0
0	131	1	0	0	0	0	0	0
0	109	2	0	0	0	0	0	0
0	98	1	0	0	0	0	0	0
0	93	2	0	0	0	0	0	0
0	78	1	0	0	0	0	0	0
0	95	0	0	0	0	0	0	0
0	104	0	0	0	0	0	0	0
0	93	3	0	0	0	0	0	0
0	84	2	0	0	0	0	0	0
0	91	2	0	0	0	0	0	0
0	86	0	0	0	0	0	0	0
0	104	0	0	0	0	0	0	0
0	109	1	0	0	0	0	0	0
0	81	4	0	0	0	0	0	0
0	109	1	0	0	0	0	0	0
0	110	1	0	0	0	0	0	0
0	96	5	0	0	0	0	0	0
0	116	1	0	0	0	0	0	0
0	112	3	0	0	0	0	0	0
0	112	2	0	0	0	0	0	0
0	99	1	0	0	0	0	0	0
0	120	2	0	0	0	0	0	0
0	126	2	0	0	0	0	0	0
0	109	3	0	0	0	0	0	0
0	135	2	0	0	0	0	0	0
0	142	1	0	0	0	0	0	0
0	162	1	0	0	0	0	0	0
0	152	1	0	0	0	0	0	0
0	174	2	0	0	0	0	0	0
0	134	2	0	0	0	0	0	0
0	144	1	0	0	0	0	0	0
0	94	1	0	0	0	0	0	0
0	103	2	0	0	0	0	0	0
0	183	2	0	0	0	0	0	0
0	150	4	0	0	0	0	0	0

0	129	3	0	0	0	0	0
0	130	1	0	0	0	0	0
0	121	0	0	0	0	0	0
0	95	0	0	0	0	0	0
0	97	4	0	0	0	0	0







0	0	0	0	0	0	0	0
0	0	0	0	0	0	0	0
0	0	0	0	0	0	0	0
0	0	0	0	0	0	0	0
0	0	0	0	0	0	0	0







0	0	0	0	0	0	0	0
0	1	0	0	0	0	0	0
0	0	0	0	0	0	0	0
0	0	0	0	0	0	0	0
0	0	0	0	0	0	0	0







0	0	0	0	0	0	0	0
0	0	0	0	0	0	0	0
0	0	0	0	0	0	0	0
0	0	0	0	0	0	0	0
0	0	0	0	0	0	0	0